



Real GDP Growth: 2023 Q3 1.6%

NCPI Y-o-Y Change: November 2.8%

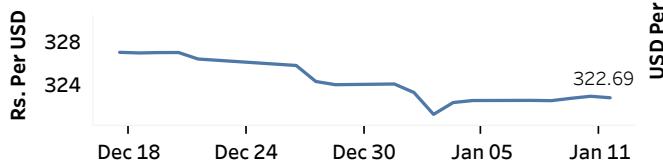
CCPI Y-o-Y Change: December 4.0%

Exchange Rates

(Rs. Per Unit)

12-Jan-24	TT Buying	TT Selling
USD	317.7976	327.3582
GBP	404.3605	420.1879
EUR	347.1464	361.4096
JPY	2.1807	2.2702

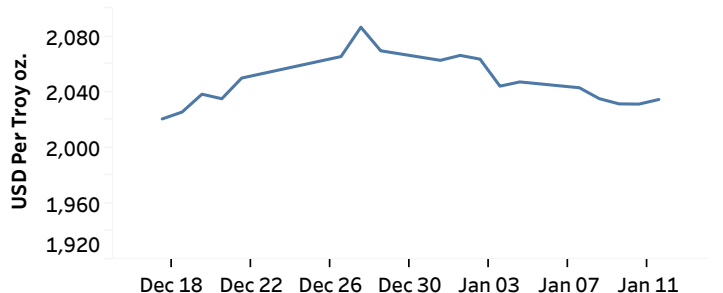
Indicative Rate of the USD/LKR Spot Exchange Rate



Source: Central Bank of Sri Lanka

Gold Price

10-Jan-24	11-Jan-24	12-Jan-24
USD 2,031.54	USD 2,031.40	USD 2,034.69



Source: Reuters

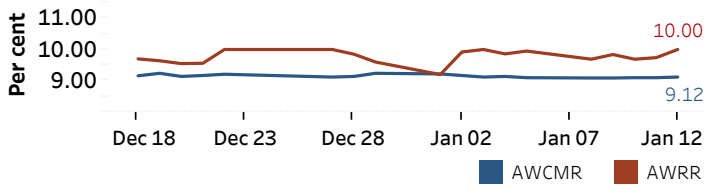
Money Market

Policy Rates: SDF Rate: 9.00%

SLF Rate: 10.00%

SRR: 2.00%

Overnight Money Market



Yield Rates of T-Bills

(per cent)

	Primary Market 10-Jan-24	Secondary Market 12-Jan-24 ^(a)
--	-----------------------------	--

91 Day	14.27	13.80
182 Day	14.09	14.02
364 Day	12.93	-

Source: Central Bank of Sri Lanka

Overnight Liquidity (Rs. bn)	11-Jan-24	12-Jan-24
	-42.66	120.16

Share Market

12-Jan-24

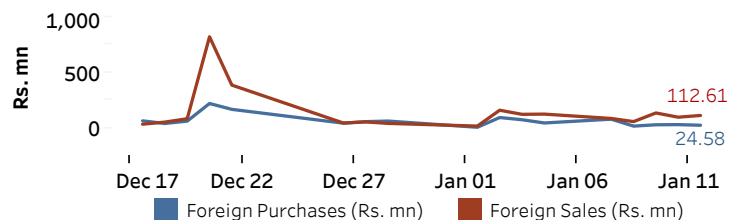
ASPI	▼	10,610.53
S&P	▼	3,022.99

Daily Turnover

Rs.567.81 mn

Market Capitalisation	PE Ratio
Rs. 4,247.02 bn	11.09

Foreign Purchases and Sales

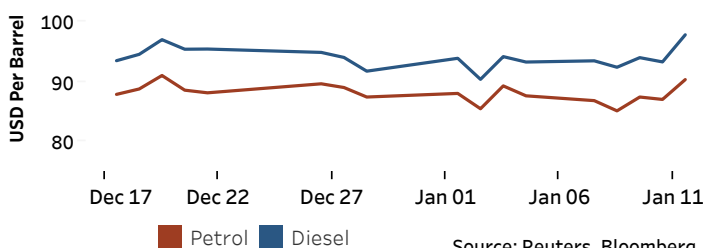


Source: Colombo Stock Exchange

Energy

Petroleum Products (USD per Barrel)

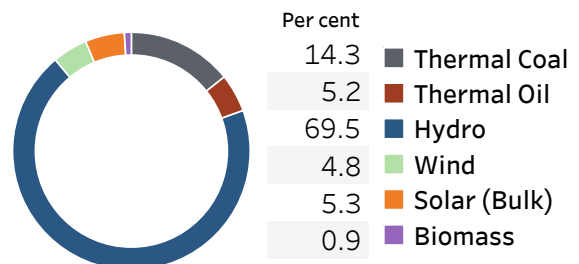
Crude Oil			Refined (Singapore Platts)		
16-Jan-24 ^(b)			12-Jan-24		
Brent	WTI	OPEC	Petrol	Diesel	Kerosene
77.93	72.19	80.18	90.30	97.75	103.96



Source: Reuters, Bloomberg

Electricity Generation

	11-Jan-24	12-Jan-24
Total Energy (GWh)	43.24	42.70
Peak Demand (MW)	2,186.20	2,223.70



Source: Ceylon Electricity Board