



Real GDP Growth: 2023 Q3 1.6%

NCPI Y-o-Y Change: November 2.8%

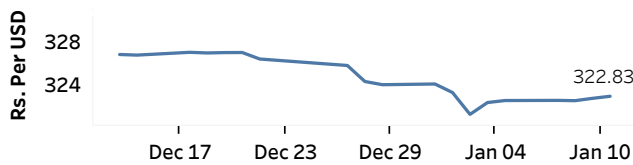
CCPI Y-o-Y Change: December 4.0%

Exchange Rates

(Rs. Per Unit)

11-Jan-24	TT Buying	TT Selling
USD	318.0763	327.6431
GBP	404.4262	420.1481
EUR	347.5535	361.6593
JPY	2.1772	2.2658

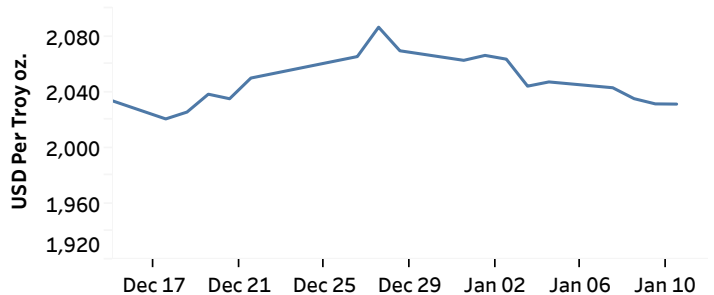
Indicative Rate of the USD/LKR Spot Exchange Rate



Source: Central Bank of Sri Lanka

Gold Price

09-Jan-24	10-Jan-24	11-Jan-24
USD 2,035.29	USD 2,031.54	USD 2,031.40



Source: Reuters

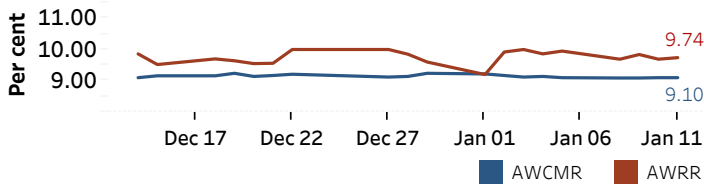
Money Market

Policy Rates: SDF Rate: 9.00%

SLF Rate: 10.00%

SRR: 2.00%

Overnight Money Market



Yield Rates of T-Bills

(per cent)

	Primary Market 10-Jan-24	Secondary Market 11-Jan-24 ^(a)
91 Day	14.27	13.58
182 Day	14.09	13.46
364 Day	12.93	12.93

Source: Central Bank of Sri Lanka

Overnight Liquidity (Rs. bn)	10-Jan-24	11-Jan-24
	-18.32	-42.66

Share Market

11-Jan-24

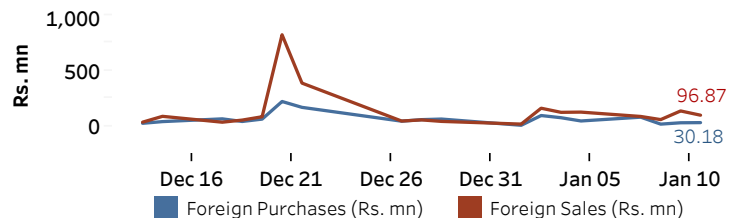
ASPI	▼	10,619.60
S&P	▼	3,029.38

Daily Turnover

Rs.668.94 mn

Market Capitalisation	PE Ratio
Rs. 4,250.83 bn	11.10

Foreign Purchases and Sales

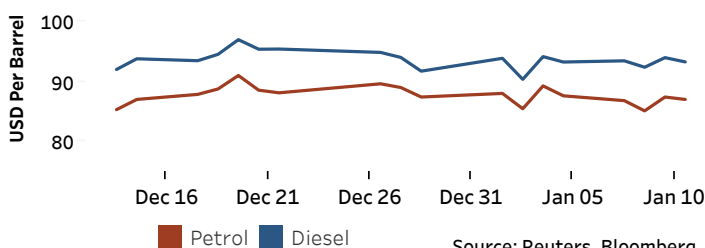


Source: Colombo Stock Exchange

Energy

Petroleum Products (USD per Barrel)

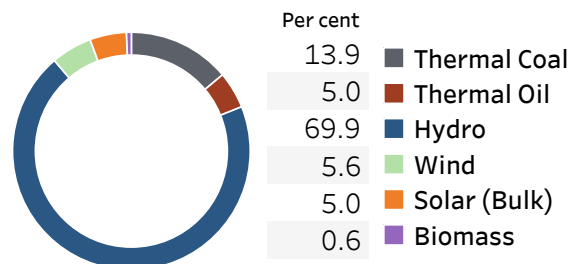
Crude Oil			Refined (Singapore Platts)		
12-Jan-24 ^(b)			11-Jan-24		
Brent	WTI	OPEC	Petrol	Diesel	Kerosene
79.05	73.63	78.98	87.00	93.24	100.60



Source: Reuters, Bloomberg

Electricity Generation

	10-Jan-24	11-Jan-24
Total Energy (GWh)	44.24	43.24
Peak Demand (MW)	2,108.10	2,186.20



Source: Ceylon Electricity Board