



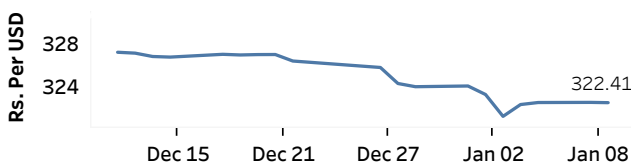
Real GDP Growth: 2023 Q3 1.6% NCPI Y-o-Y Change: November 2.8% CCPI Y-o-Y Change: December 4.0%

Exchange Rates

(Rs. Per Unit)

09-Jan-24	TT Buying	TT Selling
USD	317.7816	327.4005
GBP	403.9428	419.6337
EUR	346.7355	360.8138
JPY	2.2027	2.2921

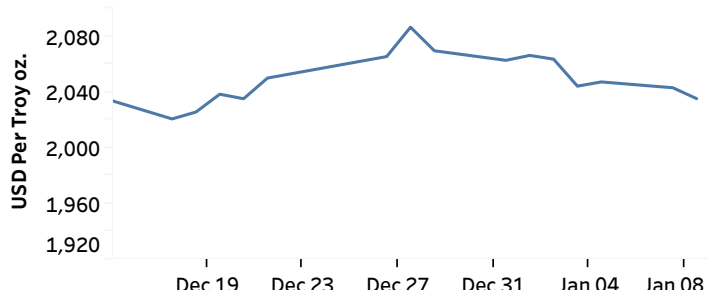
Indicative Rate of the USD/LKR Spot Exchange Rate



Source: Central Bank of Sri Lanka

Gold Price

05-Jan-24	08-Jan-24	09-Jan-24
USD 2,047.28	USD 2,043.11	USD 2,035.29

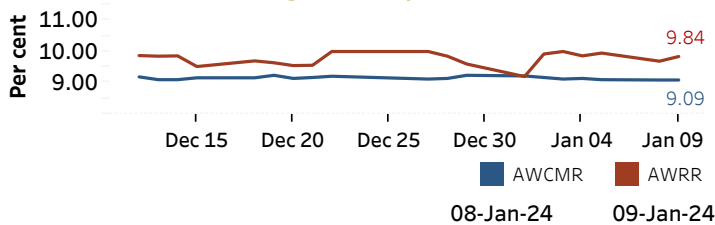


Source: Reuters

Money Market

Policy Rates: SDF Rate: 9.00% SLF Rate: 10.00% SRR: 2.00%

Overnight Money Market



Yield Rates of T-Bills

(per cent)
Primary Market Secondary Market
03-Jan-24 09-Jan-24^(a)

Term	03-Jan-24	09-Jan-24
91 Day	14.45	14.20
182 Day	14.16	-
364 Day	12.93	-

Source: Central Bank of Sri Lanka

Overnight Liquidity (Rs. bn)	08-Jan-24	09-Jan-24
	-48.07	-37.72

Share Market

09-Jan-24

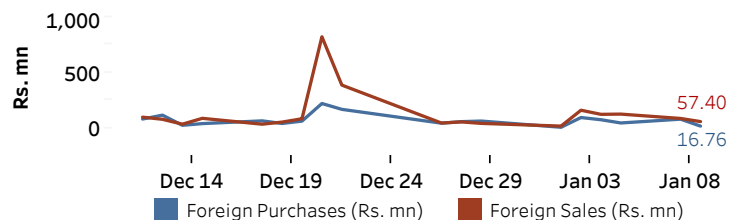
ASPI	▼	10,719.64
S&P	▼	3,072.36

Daily Turnover

Rs.517.97 mn

Market Capitalisation	PE Ratio
Rs. 4,286.61 bn	11.20

Foreign Purchases and Sales

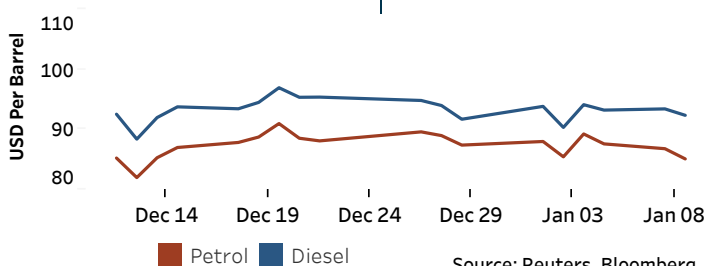


Source: Colombo Stock Exchange

Energy

Petroleum Products (USD per Barrel)

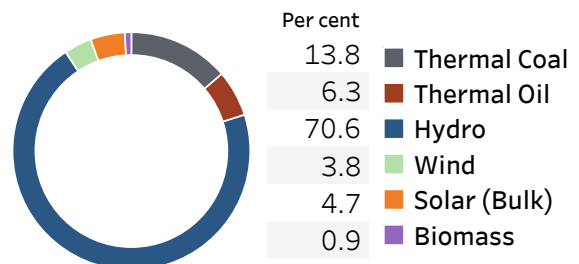
Crude Oil			Refined (Singapore Platts)		
10-Jan-24 ^(b)	08-Jan-24		09-Jan-24		
Brent	WTI	OPEC	Petrol	Diesel	Kerosene
77.83	72.48	78.21	85.10	92.35	99.84



Source: Reuters, Bloomberg

Electricity Generation

	08-Jan-24	09-Jan-24
Total Energy (GWh)	44.02 ^(c)	44.13
Peak Demand (MW)	2,172.90	2,156.80



Source: Ceylon Electricity Board