

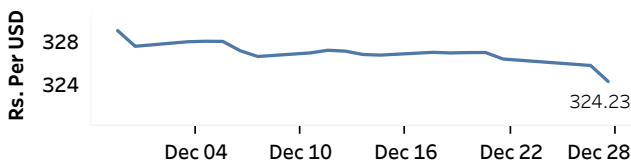
Real GDP Growth: 2023 Q3 1.6% NCPI Y-o-Y Change: November 2.8% CCPI Y-o-Y Change: November 3.4%

Exchange Rates

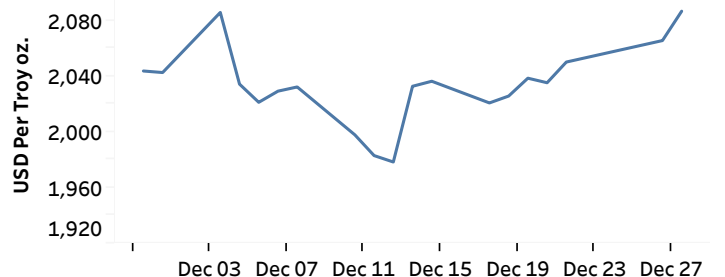
(Rs. Per Unit)

28-Dec-23	TT Buying	TT Selling
USD	319.1454	328.8731
GBP	407.3696	422.9659
EUR	352.9582	367.4052
JPY	2.2481	2.3371

Indicative Rate of the USD/LKR Spot Exchange Rate



Source: Central Bank of Sri Lanka

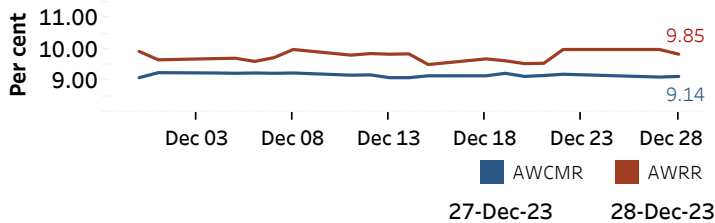


Source: Reuters

Money Market

Policy Rates: SDF Rate: 9.00% SLF Rate: 10.00% SRR: 2.00%

Overnight Money Market



Yield Rates of T-Bills

(per cent)

	Primary Market 27-Dec-23	Secondary Market 28-Dec-23 ^(a)
91 Day	14.51	14.24
182 Day	14.16	14.11
364 Day	12.93	-

Source: Central Bank of Sri Lanka

Overnight Liquidity (Rs. bn)	27-Dec-23	28-Dec-23
	-105.53	-82.37

Share Market

28-Dec-23

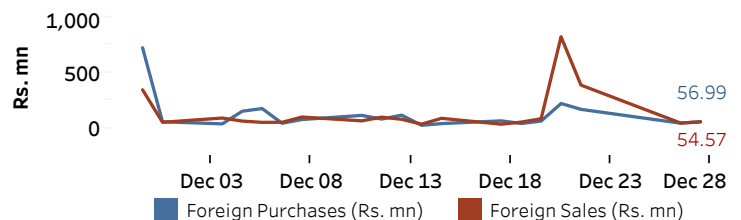
ASPI	▲	10,626.56
S&P SL20	▲	3,054.14

Daily Turnover

Rs.471.61 mn

Market Capitalisation	PE Ratio
Rs. 4,233.30 bn	11.06

Foreign Purchases and Sales

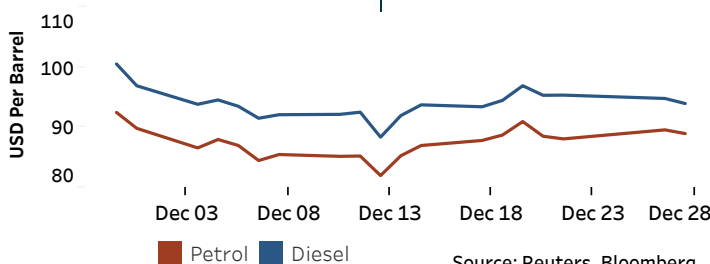


Source: Colombo Stock Exchange

Energy

Petroleum Products (USD per Barrel)

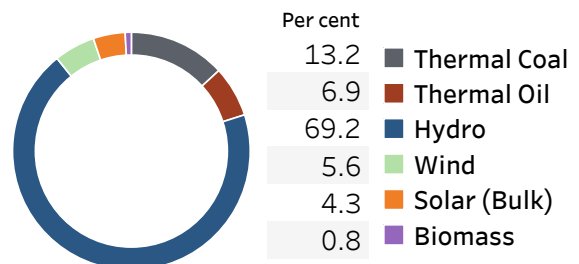
Crude Oil			Refined (Singapore Platts)		
29-Dec-23 ^(b)			28-Dec-23		
Brent	WTI	OPEC	Petrol	Diesel	Kerosene
78.39	71.92	80.84	88.98	93.98	100.01



Source: Reuters, Bloomberg

Electricity Generation

	27-Dec-23	28-Dec-23
Total Energy (GWh)	41.06	43.70
Peak Demand (MW)	2,173.40	2,156.50



Source: Ceylon Electricity Board

(a) Based on actual transactions above Rs. 50 mn reported up to 4.00 PM

(b) Updated at 8.00 AM

Published on 29-Dec-2023