

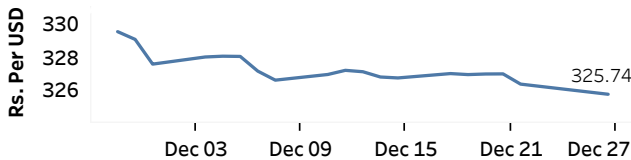
Real GDP Growth: 2023 Q3 1.6% NCPI Y-o-Y Change: November 2.8% CCPI Y-o-Y Change: November 3.4%

Exchange Rates

(Rs. Per Unit)

27-Dec-23	TT Buying	TT Selling
USD	320.5347	330.3827
GBP	406.0764	421.9165
EUR	351.9191	366.0778
JPY	2.2385	2.3276

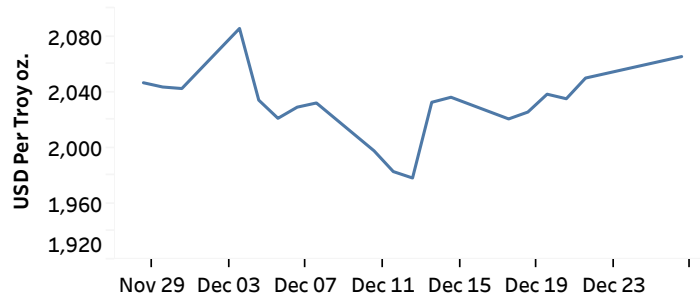
Indicative Rate of the USD/LKR Spot Exchange Rate



Source: Central Bank of Sri Lanka

Gold Price

21-Dec-23	22-Dec-23	27-Dec-23
USD 2,035.23	USD 2,050.06	USD 2,065.44

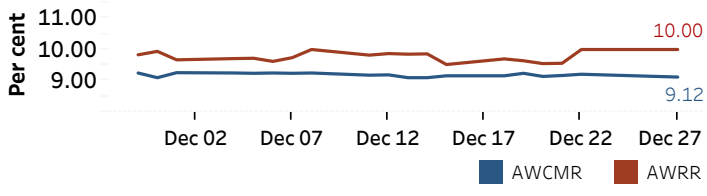


Source: Reuters

Money Market

Policy Rates: SDF Rate: 9.00% SLF Rate: 10.00% SRR: 2.00%

Overnight Money Market



Yield Rates of T-Bills

(per cent)

	Primary Market 27-Dec-23	Secondary Market 27-Dec-23 ^(a)
91 Day	14.51	14.52
182 Day	14.16	14.13
364 Day	12.93	12.94

Source: Central Bank of Sri Lanka

Overnight Liquidity (Rs. bn)	22-Dec-23	27-Dec-23
	104.82	-105.53

Share Market

27-Dec-23

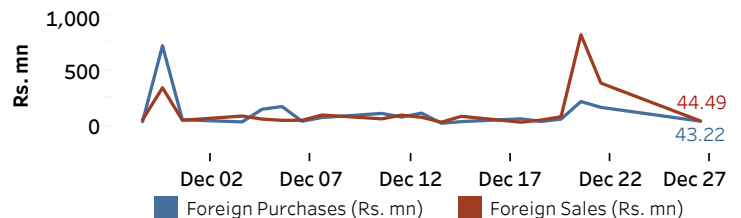
ASPI	▼	10,605.16
S&P SL20	▲	3,048.91

Daily Turnover

Rs.1,062.28 mn

Market Capitalisation	PE Ratio
Rs. 4,234.99 bn	11.06

Foreign Purchases and Sales

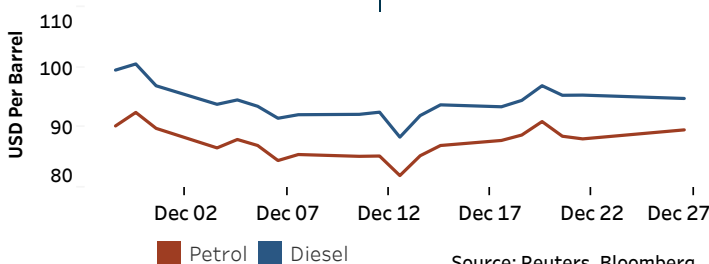


Source: Colombo Stock Exchange

Energy

Petroleum Products (USD per Barrel)

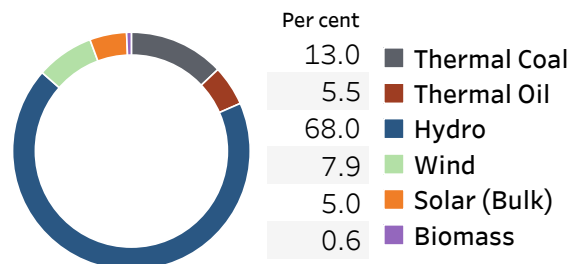
Crude Oil			Refined (Singapore Platts)		
28-Dec-23 ^(b)	21-Dec-23	27-Dec-23	Petrol	Diesel	Kerosene
Brent	WTI	OPEC	89.60	94.82	101.29
79.89	74.23	80.84			



Source: Reuters, Bloomberg

Electricity Generation

	26-Dec-23	27-Dec-23
Total Energy (GWh)	33.27	41.06
Peak Demand (MW)	1,829.10	2,173.40



Source: Ceylon Electricity Board

(a) Based on actual transactions above Rs. 50 mn reported up to 4.00 PM

(b) Updated at 8.00 AM

Published on 28-Dec-2023