

Daily Economic Indicators 22 December 2023



Central Bank of Sri Lanka
Statistics Department

Real GDP Growth: 2023 Q3 1.6% NCPI Y-o-Y Change: November 2.8% CCPI Y-o-Y Change: November 3.4%

Exchange Rates

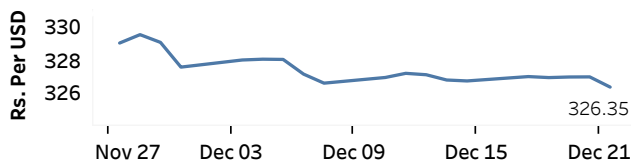
(Rs. Per Unit)

22-Dec-23	TT Buying	TT Selling
USD	321.4635	331.3071
GBP	406.1878	421.7423
EUR	351.7235	366.0291
JPY	2.2470	2.3347

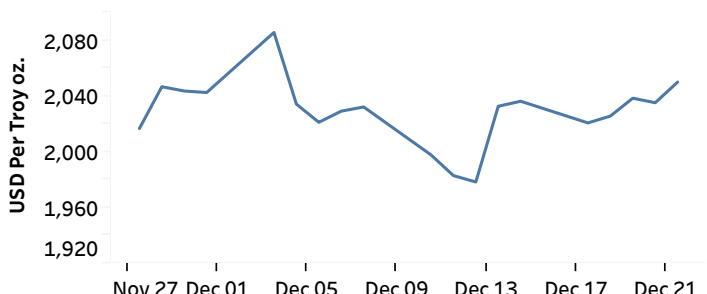
Gold Price

20-Dec-23	21-Dec-23	22-Dec-23
USD 2,038.49	USD 2,035.23	USD 2,050.06

Indicative Rate of the USD/LKR Spot Exchange Rate



Source: Central Bank of Sri Lanka

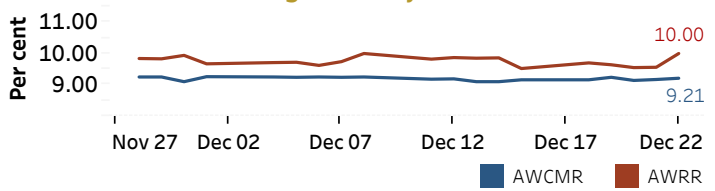


Source: Reuters

Money Market

Policy Rates: SDF Rate: 9.00% SLF Rate: 10.00% SRR: 2.00%

Overnight Money Market



Yield Rates of T-Bills

(per cent)

	Primary Market 20-Dec-23	Secondary Market 22-Dec-23 ^(a)
91 Day	14.57	14.36
182 Day	14.24	14.03
364 Day	12.93	-

Source: Central Bank of Sri Lanka

Overnight Liquidity (Rs. bn)	21-Dec-23	22-Dec-23
	-84.16	104.82

Share Market

22-Dec-23

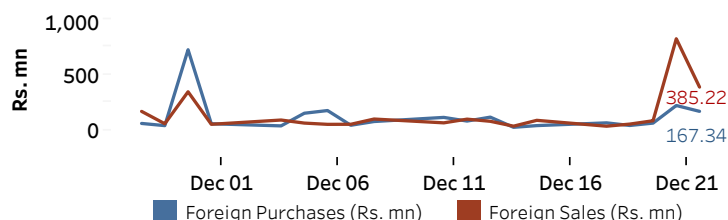
ASPI	▼	10,605.60
S&P SL20	▼	3,040.20

Daily Turnover

Rs.4,723.43 mn

Market Capitalisation	PE Ratio
Rs. 4,232.95 bn	11.06

Foreign Purchases and Sales

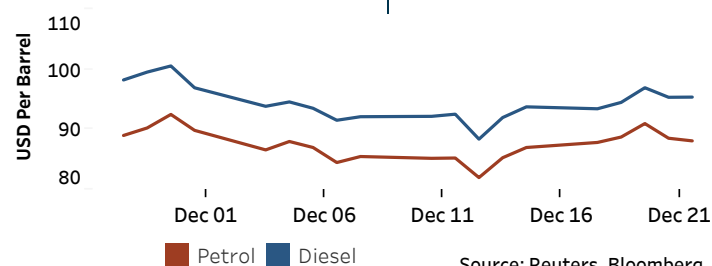


Source: Colombo Stock Exchange

Energy

Petroleum Products (USD per Barrel)

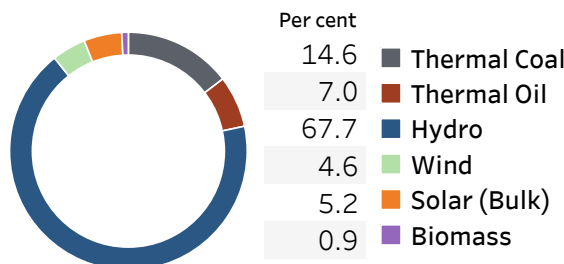
Crude Oil			Refined (Singapore Platts)		
27-Dec-23 ^(b)	21-Dec-23		22-Dec-23		
Brent	WTI	OPEC	Petrol	Diesel	Kerosene
80.78	75.22	80.84	88.10	95.38	102.98



Source: Reuters, Bloomberg

Electricity Generation

	21-Dec-23	22-Dec-23
Total Energy (GWh)	41.55	41.54
Peak Demand (MW)	2,229.80	2,205.90



Source: Ceylon Electricity Board

(a) Based on actual transactions above Rs. 50 mn reported up to 4.00 PM

(b) Updated at 8.00 AM

Published on 27-Dec-2023