

Daily Economic Indicators 21 December 2023



Central Bank of Sri Lanka
Statistics Department

Real GDP Growth: 2023 Q3 1.6%

NCPI Y-o-Y Change: October 1.0%

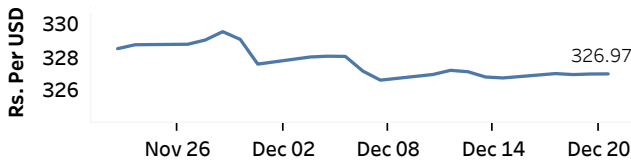
CCPI Y-o-Y Change: November 3.4%

Exchange Rates

(Rs. Per Unit)

21-Dec-23	TT Buying	TT Selling
USD	321.9202	331.4997
GBP	405.3053	420.6024
EUR	350.6477	364.7220
JPY	2.2417	2.3284

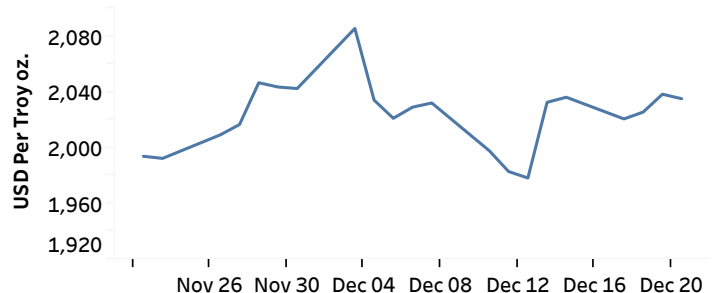
Indicative Rate of the USD/LKR Spot Exchange Rate



Source: Central Bank of Sri Lanka

Gold Price

19-Dec-23	20-Dec-23	21-Dec-23
USD 2,025.69	USD 2,038.49	USD 2,035.23



Source: Reuters

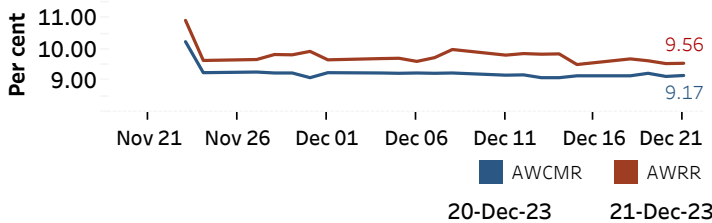
Money Market

Policy Rates: SDF Rate: 9.00%

SLF Rate: 10.00%

SRR: 2.00%

Overnight Money Market



Yield Rates of T-Bills

(per cent)

	Primary Market 20-Dec-23	Secondary Market 21-Dec-23 ^(a)
91 Day	14.57	14.26
182 Day	14.24	14.21
364 Day	12.93	-

Source: Central Bank of Sri Lanka

Overnight Liquidity (Rs. bn)	20-Dec-23	21-Dec-23
	-81.03	-84.16

Share Market

21-Dec-23

ASPI	▲	10,623.51
S&P SL20	▲	3,052.68

Daily Turnover

Rs.1,237.16 mn

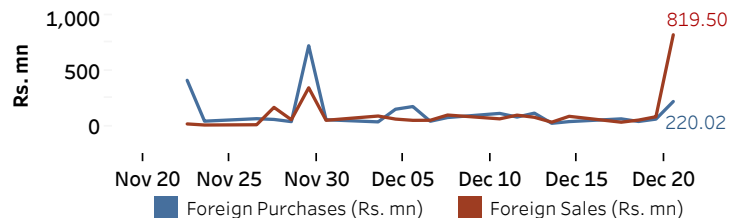
Market Capitalisation

Rs. 4,237.19 bn

PE Ratio

11.07

Foreign Purchases and Sales

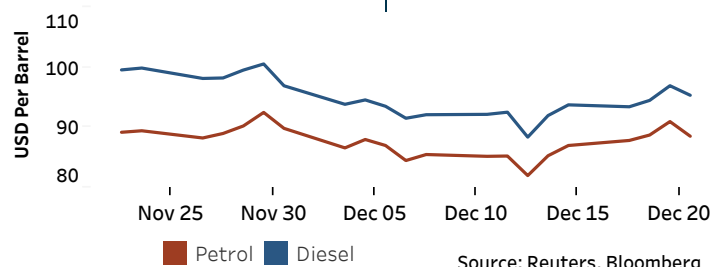


Source: Colombo Stock Exchange

Energy

Petroleum Products (USD per Barrel)

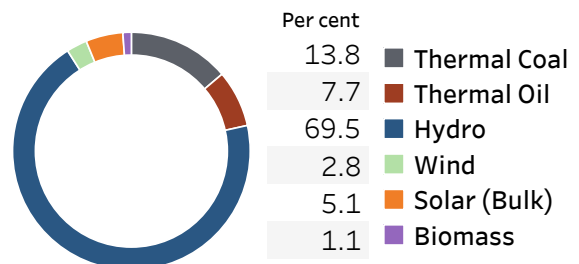
Crude Oil			Refined (Singapore Platts)		
22-Dec-23 ^(b)	20-Dec-23	21-Dec-23	Petrol	Diesel	Kerosene
Brent	WTI	OPEC	88.54	95.35	103.28
79.83	74.31	81.24			



Source: Reuters, Bloomberg

Electricity Generation

	20-Dec-23	21-Dec-23
Total Energy (GWh)	42.05	41.55
Peak Demand (MW)	2,210.00	2,229.80



Source: Ceylon Electricity Board

(a) Based on actual transactions above Rs. 50 mn reported up to 4.00 PM

(b) Updated at 8.00 AM

Published on 22-Dec-2023