

# Daily Economic Indicators 20 December 2023



Central Bank of Sri Lanka  
Statistics Department

Real GDP Growth: 2023 Q3 1.6%

NCPI Y-o-Y Change: October 1.0%

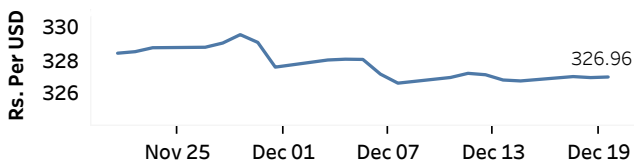
CCPI Y-o-Y Change: November 3.4%

## Exchange Rates

(Rs. Per Unit)

20-Dec-23	TT Buying	TT Selling
USD	321.8940	331.7038
GBP	407.9863	423.6025
EUR	351.6110	365.7011
JPY	2.2293	2.3169

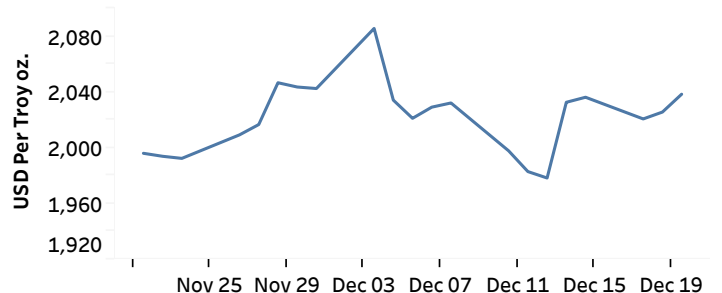
### Indicative Rate of the USD/LKR Spot Exchange Rate



Source: Central Bank of Sri Lanka

## Gold Price

18-Dec-23	19-Dec-23	20-Dec-23
USD 2,020.77	USD 2,025.69	USD 2,038.49



Source: Reuters

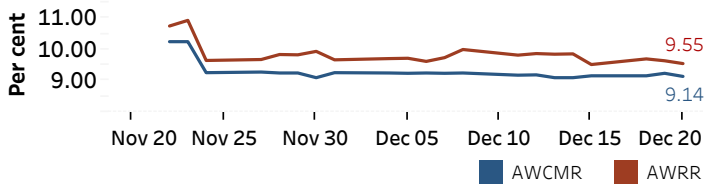
## Money Market

Policy Rates: SDF Rate: 9.00%

SLF Rate: 10.00%

SRR: 2.00%

### Overnight Money Market



### Yield Rates of T-Bills

(per cent)

	Primary Market 20-Dec-23	Secondary Market 20-Dec-23 <sup>(a)</sup>
91 Day	14.57	14.60
182 Day	14.24	14.24
364 Day	12.93	13.01

Source: Central Bank of Sri Lanka

Overnight Liquidity (Rs. bn)	19-Dec-23	20-Dec-23
	-81.30	-81.03

## Share Market

20-Dec-23

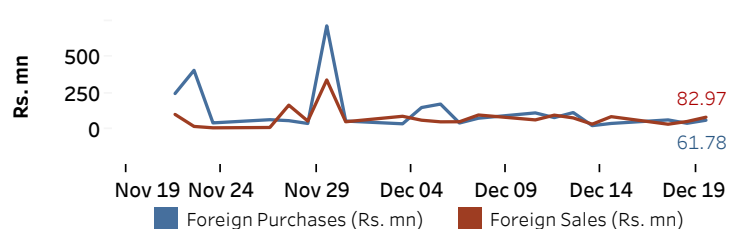
ASPI	▼	10,603.56
S&P SL20	▼	3,045.28

### Daily Turnover

Rs. 5,056.83 mn

Market Capitalisation	PE Ratio
Rs. 4,228.31 bn	11.04

### Foreign Purchases and Sales

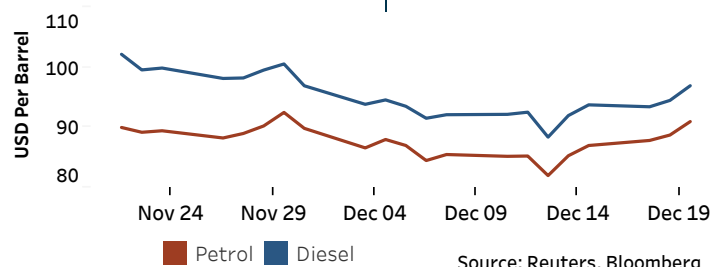


Source: Colombo Stock Exchange

## Energy

### Petroleum Products (USD per Barrel)

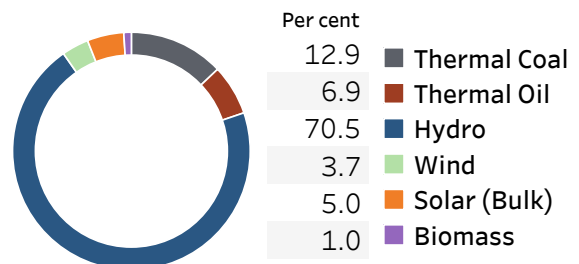
Crude Oil			Refined (Singapore Platts)		
21-Dec-23 <sup>(b)</sup>	19-Dec-23		20-Dec-23		
Brent	WTI	OPEC	Petrol	Diesel	Kerosene
79.14	73.72	79.19	90.98	96.94	105.35



Source: Reuters, Bloomberg

### Electricity Generation

	19-Dec-23	20-Dec-23
Total Energy (GWh)	41.20	42.05
Peak Demand (MW)	2,157.40	2,210.00



Source: Ceylon Electricity Board

(a) Based on actual transactions above Rs. 50 mn reported up to 4.00 PM

(b) Updated at 8.00 AM

Published on 21-Dec-2023