

Daily Economic Indicators 19 December 2023



Central Bank of Sri Lanka
Statistics Department

Real GDP Growth: 2023 Q3 1.6%

NCPI Y-o-Y Change: October 1.0%

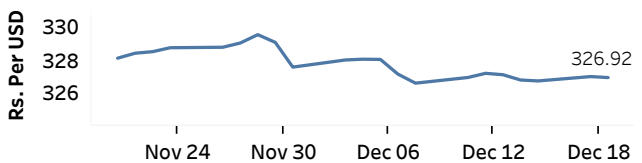
CCPI Y-o-Y Change: November 3.4%

Exchange Rates

(Rs. Per Unit)

19-Dec-23	TT Buying	TT Selling
USD	321.9259	331.6405
GBP	405.8849	421.5585
EUR	349.9744	364.1641
JPY	2.2424	2.3303

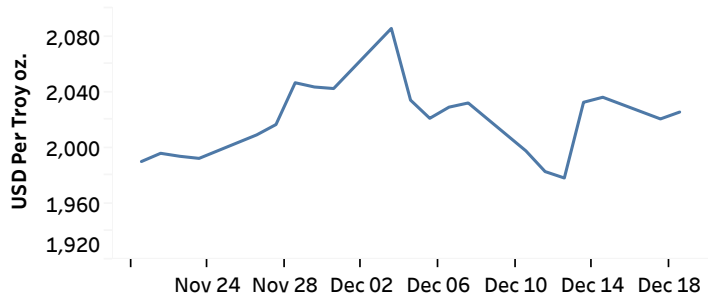
Indicative Rate of the USD/LKR Spot Exchange Rate



Source: Central Bank of Sri Lanka

Gold Price

15-Dec-23	18-Dec-23	19-Dec-23
USD 2,036.30	USD 2,020.77	USD 2,025.69



Source: Reuters

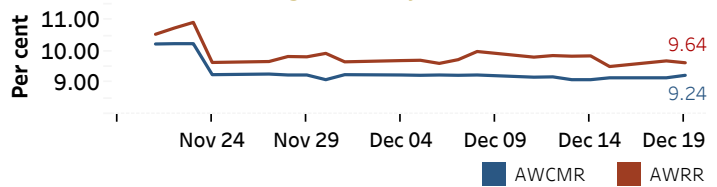
Money Market

Policy Rates: SDF Rate: 9.00%

SLF Rate: 10.00%

SRR: 2.00%

Overnight Money Market



Yield Rates of T-Bills

(per cent)

	Primary Market 13-Dec-23	Secondary Market 19-Dec-23 ^(a)
--	-----------------------------	--

91 Day	14.59	-
182 Day	14.29	14.25
364 Day	12.83	-

Source: Central Bank of Sri Lanka

Overnight Liquidity (Rs. bn)	18-Dec-23	19-Dec-23
	-87.61	-81.30

Share Market

19-Dec-23

ASPI	▼	10,612.19
S&P SL20	▼	3,052.60

Daily Turnover

Rs.566.49 mn

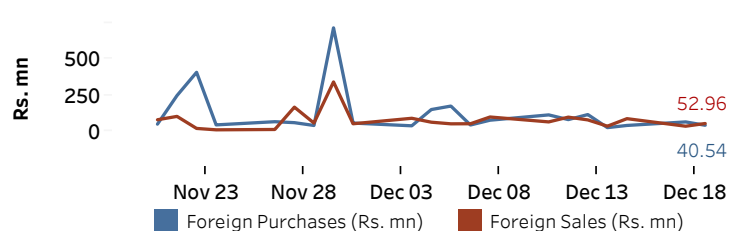
Market Capitalisation

Rs. 4,231.72 bn

PE Ratio

11.05

Foreign Purchases and Sales

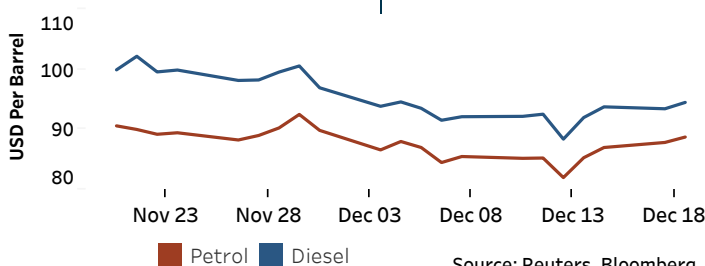


Source: Colombo Stock Exchange

Energy

Petroleum Products (USD per Barrel)

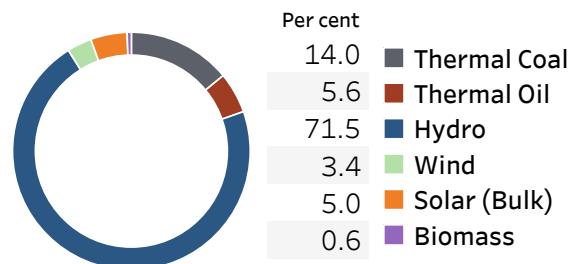
Crude Oil			Refined (Singapore Platts)		
20-Dec-23 ^(b)	18-Dec-23		19-Dec-23		
Brent	WTI	OPEC	Petrol	Diesel	Kerosene
79.25	73.44	78.47	88.74	94.50	102.46



Source: Reuters, Bloomberg

Electricity Generation

	18-Dec-23	19-Dec-23
Total Energy (GWh)	40.23	41.20
Peak Demand (MW)	2,195.30	2,157.40



Source: Ceylon Electricity Board

(a) Based on actual transactions above Rs. 50 mn reported up to 4.00 PM

(b) Updated at 8.00 AM

Published on 20-Dec-2023