

Daily Economic Indicators 18 December 2023



Central Bank of Sri Lanka
Statistics Department

Real GDP Growth: 2023 Q3 1.6%

NCPI Y-o-Y Change: October 1.0%

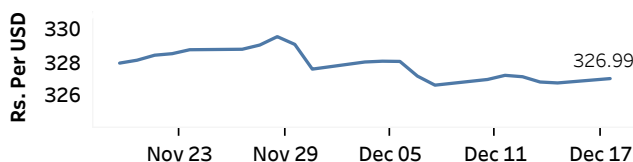
CCPI Y-o-Y Change: November 3.4%

Exchange Rates

(Rs. Per Unit)

| 18-Dec-23 | TT Buying | TT Selling |
|-----------|-----------|------------|
| USD | 321.9469 | 331.6089 |
| GBP | 407.0002 | 422.5927 |
| EUR | 349.4821 | 363.5874 |
| JPY | 2.2523 | 2.3442 |

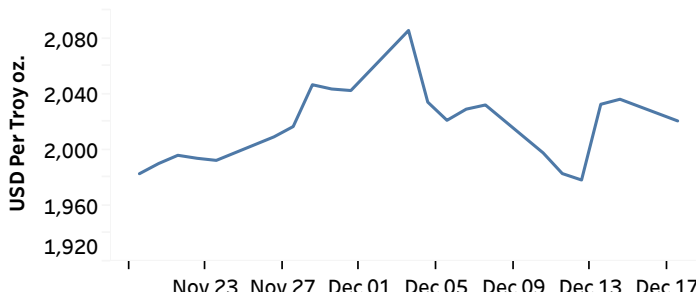
Indicative Rate of the USD/LKR Spot Exchange Rate



Source: Central Bank of Sri Lanka

Gold Price

| 14-Dec-23 | 15-Dec-23 | 18-Dec-23 |
|--------------|--------------|--------------|
| USD 2,032.69 | USD 2,036.30 | USD 2,020.77 |



Source: Reuters

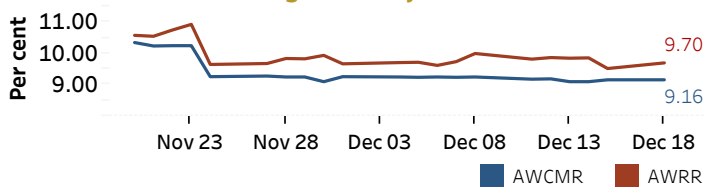
Money Market

Policy Rates: SDF Rate: 9.00%

SLF Rate: 10.00%

SRR: 2.00%

Overnight Money Market



Yield Rates of T-Bills

(per cent)

| | Primary Market 13-Dec-23 | Secondary Market 18-Dec-23 ^(a) |
|---------|-----------------------------|--|
| 91 Day | 14.59 | 14.41 |
| 182 Day | 14.29 | 14.17 |
| 364 Day | 12.83 | - |

Source: Central Bank of Sri Lanka

| Overnight Liquidity (Rs. bn) | 15-Dec-23 | 18-Dec-23 |
|------------------------------|-----------|-----------|
| | 102.23 | -87.61 |

Share Market

18-Dec-23

| | | |
|----------|---|-----------|
| ASPI | ▼ | 10,672.69 |
| S&P SL20 | ▼ | 3,075.41 |

Daily Turnover

Rs.445.81 mn

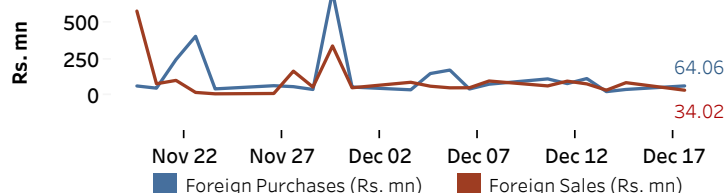
Market Capitalisation

Rs. 4,250.85 bn

PE Ratio

11.10

Foreign Purchases and Sales

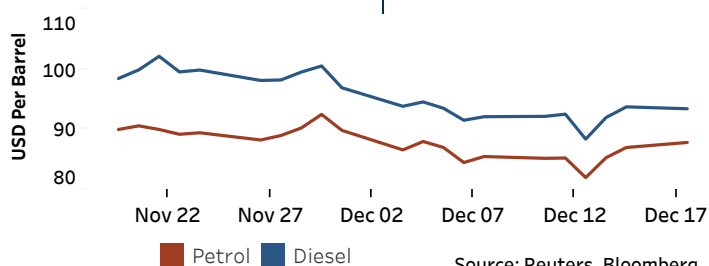


Source: Colombo Stock Exchange

Energy

Petroleum Products (USD per Barrel)

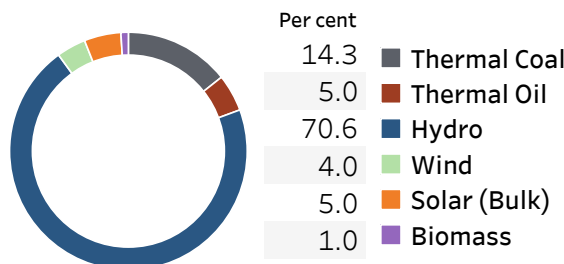
| Crude Oil | | | Refined (Singapore Platts) | | |
|--------------------------|-------|-------|----------------------------|--------|----------|
| 19-Dec-23 ^(b) | | | 18-Dec-23 | | |
| Brent | WTI | OPEC | Petrol | Diesel | Kerosene |
| 78.22 | 72.61 | 78.03 | 87.84 | 93.44 | 101.08 |



Source: Reuters, Bloomberg

Electricity Generation

| | 17-Dec-23 | 18-Dec-23 |
|--------------------|-----------|-----------|
| Total Energy (GWh) | 33.60 | 40.23 |
| Peak Demand (MW) | 1,879.80 | 2,195.30 |



Source: Ceylon Electricity Board

(a) Based on actual transactions above Rs. 50 mn reported up to 4.00 PM

(b) Updated at 8.00 AM

Published on 19-Dec-2023