

Daily Economic Indicators 15 December 2023



Central Bank of Sri Lanka
Statistics Department

Real GDP Growth: 2023 Q3 1.6%

NCPI Y-o-Y Change: October 1.0%

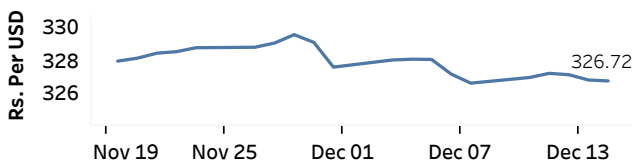
CCPI Y-o-Y Change: November 3.4%

Exchange Rates

(Rs. Per Unit)

15-Dec-23	TT Buying	TT Selling
USD	321.6940	331.5038
GBP	409.2505	424.9718
EUR	352.2890	366.4483
JPY	2.2571	2.3468

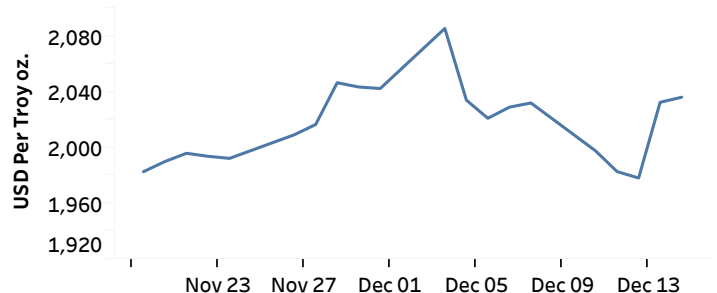
Indicative Rate of the USD/LKR Spot Exchange Rate



Source: Central Bank of Sri Lanka

Gold Price

13-Dec-23	14-Dec-23	15-Dec-23
USD 1,978.44	USD 2,032.69	USD 2,036.30



Source: Reuters

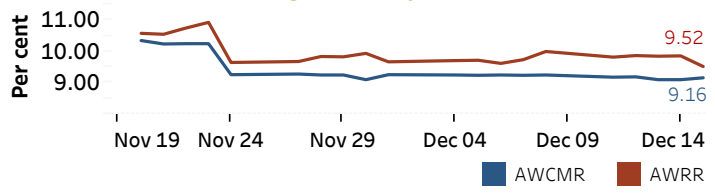
Money Market

Policy Rates: SDF Rate: 9.00%

SLF Rate: 10.00%

SRR: 2.00%

Overnight Money Market



Yield Rates of T-Bills

(per cent)

	Primary Market 13-Dec-23	Secondary Market 15-Dec-23 ^(a)
91 Day	14.59	14.37
182 Day	14.29	14.25
364 Day	12.83	12.88

Source: Central Bank of Sri Lanka

Overnight Liquidity (Rs. bn)	14-Dec-23	15-Dec-23
	-24.93	102.23

Share Market

15-Dec-23

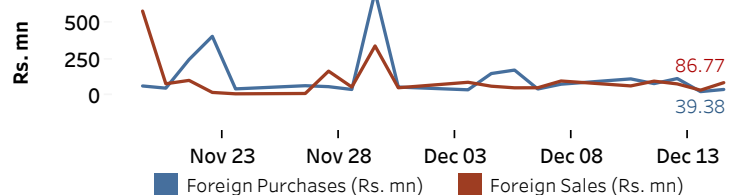
ASPI	▼	10,742.08
S&P SL20	▼	3,102.64

Daily Turnover

Rs.508.86 mn

Market Capitalisation	PE Ratio
Rs. 4,280.26 bn	11.18

Foreign Purchases and Sales

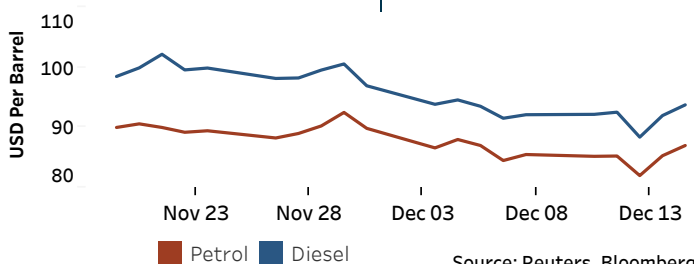


Source: Colombo Stock Exchange

Energy

Petroleum Products (USD per Barrel)

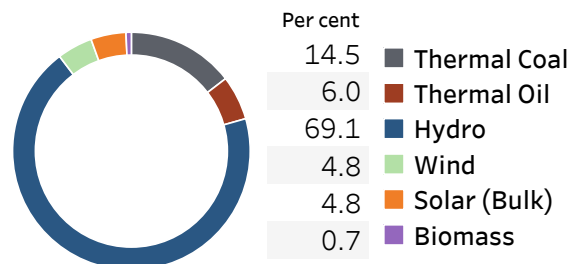
Crude Oil			Refined (Singapore Platts)		
18-Dec-23 ^(b)	14-Dec-23		15-Dec-23		
Brent	WTI	OPEC	Petrol	Diesel	Kerosene
76.89	71.63	76.77	87.00	93.76	101.56



Source: Reuters, Bloomberg

Electricity Generation

	14-Dec-23	15-Dec-23
Total Energy (GWh)	41.94	41.17
Peak Demand (MW)	2,143.70	2,079.60



Source: Ceylon Electricity Board

(a) Based on actual transactions above Rs. 50 mn reported up to 4.00 PM

(b) Updated at 8.00 AM

Published on 18-Dec-2023