



Real GDP Growth: 2023 Q2 -3.1%

NCPI Y-o-Y Change: October 1.0%

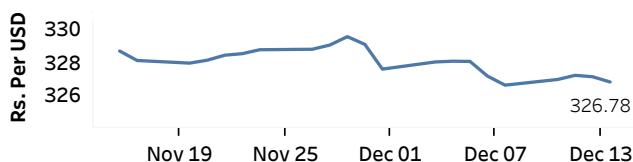
CCPI Y-o-Y Change: November 3.4%

Exchange Rates

(Rs. Per Unit)

14-Dec-23	TT Buying	TT Selling
USD	322.2364	331.4772
GBP	405.7019	421.1833
EUR	349.3148	363.4613
JPY	2.2607	2.3510

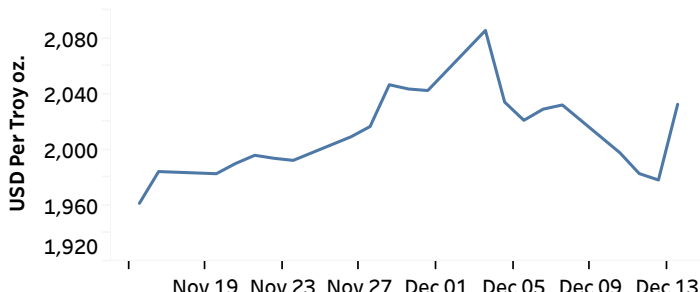
Indicative Rate of the USD/LKR Spot Exchange Rate



Source: Central Bank of Sri Lanka

Gold Price

12-Dec-23	13-Dec-23	14-Dec-23
USD 1,983.04	USD 1,978.44	USD 2,032.69



Source: Reuters

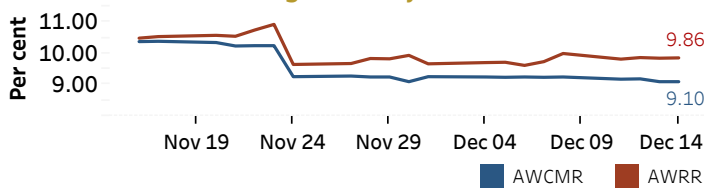
Money Market

Policy Rates: SDF Rate: 9.00%

SLF Rate: 10.00%

SRR: 2.00%

Overnight Money Market



Yield Rates of T-Bills

(per cent)

	Primary Market 13-Dec-23	Secondary Market 14-Dec-23 ^(a)
91 Day	14.59	14.60
182 Day	14.29	14.23
364 Day	12.83	12.75

Source: Central Bank of Sri Lanka

Overnight Liquidity (Rs. bn)	13-Dec-23	14-Dec-23
	-38.32	-24.93

Share Market

14-Dec-23

ASPI	▼	10,783.81
S&P SL20	▼	3,119.18

Daily Turnover

Rs.674.50 mn

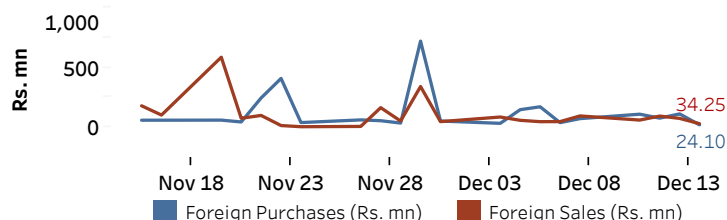
Market Capitalisation

Rs. 4,301.31 bn

PE Ratio

11.23

Foreign Purchases and Sales

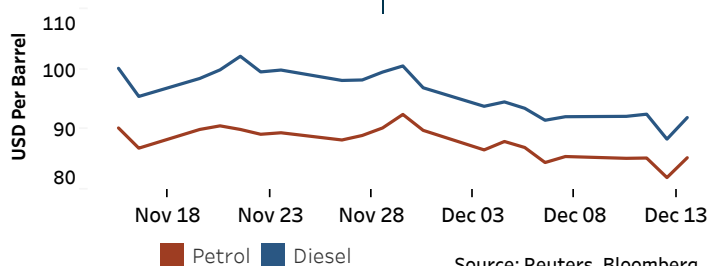


Source: Colombo Stock Exchange

Energy

Petroleum Products (USD per Barrel)

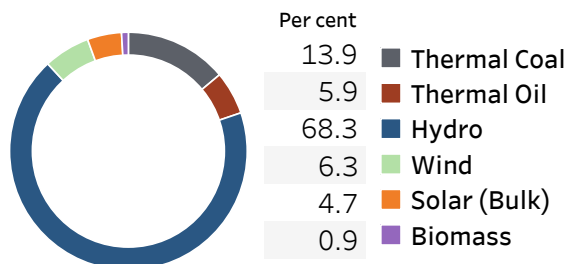
Crude Oil			Refined (Singapore Platts)		
15-Dec-23 ^(b)	13-Dec-23		14-Dec-23		
Brent	WTI	OPEC	Petrol	Diesel	Kerosene
76.83	71.79	73.91	85.30	91.98	101.17



Source: Reuters, Bloomberg

Electricity Generation

	13-Dec-23	14-Dec-23
Total Energy (GWh)	40.64	41.94
Peak Demand (MW)	2,203.70	2,143.70



Source: Ceylon Electricity Board

(a) Based on actual transactions above Rs. 50 mn reported up to 4.00 PM

(b) Updated at 8.00 AM

Published on 15-Dec-2023