



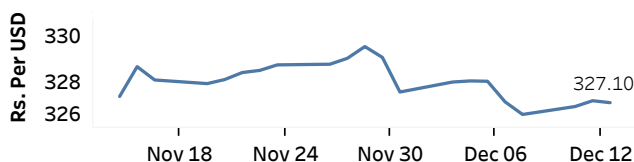
Real GDP Growth: 2023 Q2 -3.1%    NCPI Y-o-Y Change: October 1.0%    CPI Y-o-Y Change: November 3.4%

## Exchange Rates

(Rs. Per Unit)

13-Dec-23	TT Buying	TT Selling
USD	321.7707	331.6167
GBP	402.7645	418.2558
EUR	345.5790	359.8175
JPY	2.2010	2.2919

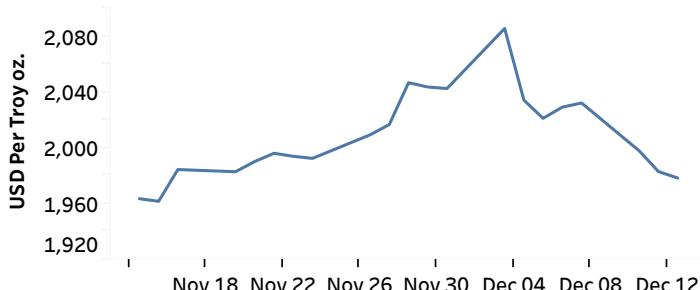
### Indicative Rate of the USD/LKR Spot Exchange Rate



Source: Central Bank of Sri Lanka

## Gold Price

11-Dec-23	12-Dec-23	13-Dec-23
USD 1,997.89	USD 1,983.04	USD 1,978.44

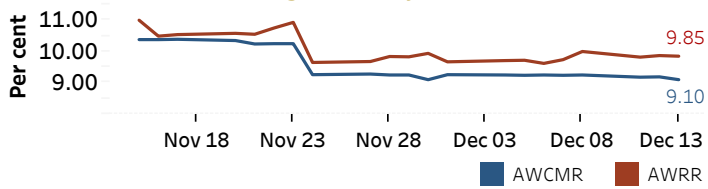


Source: Reuters

## Money Market

Policy Rates: SDF Rate: 9.00%    SLF Rate: 10.00%    SRR: 2.00%

### Overnight Money Market



### Yield Rates of T-Bills

(per cent)

	Primary Market 13-Dec-23	Secondary Market 13-Dec-23 <sup>(a)</sup>
91 Day	14.59	14.61
182 Day	14.29	14.28
364 Day	12.83	12.80

Source: Central Bank of Sri Lanka

Overnight Liquidity (Rs. bn)	12-Dec-23	13-Dec-23
	-41.60	-38.32

## Share Market

13-Dec-23

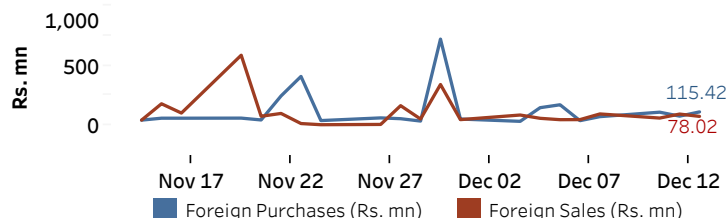
ASPI	▼	10,836.82
S&P SL20	▼	3,137.30

### Daily Turnover

Rs.828.59 mn

Market Capitalisation	PE Ratio
Rs. 4,328.03 bn	11.30

### Foreign Purchases and Sales

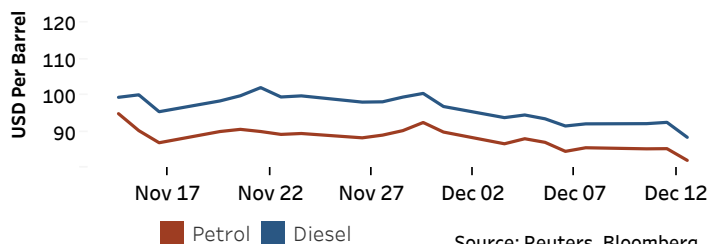


Source: Colombo Stock Exchange

## Energy

### Petroleum Products (USD per Barrel)

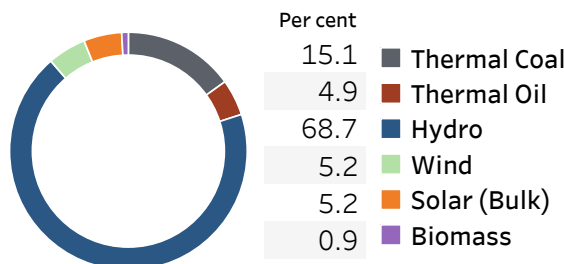
Crude Oil			Refined (Singapore Platts)		
14-Dec-23 <sup>(b)</sup>	12-Dec-23		13-Dec-23		
Brent	WTI	OPEC	Petrol	Diesel	Kerosene
74.68	69.82	77.06	82.00	88.39	96.62



Source: Reuters, Bloomberg

### Electricity Generation

	12-Dec-23	13-Dec-23
Total Energy (GWh)	41.35	40.64
Peak Demand (MW)	2,138.10	2,203.70



Source: Ceylon Electricity Board