



Real GDP Growth: 2023 Q2 -3.1%

NCPI Y-o-Y Change: October 1.0%

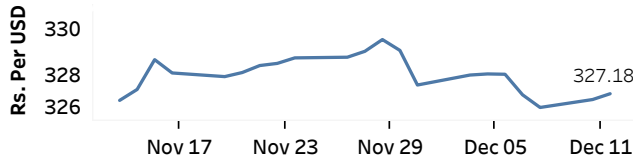
CCPI Y-o-Y Change: November 3.4%

## Exchange Rates

(Rs. Per Unit)

12-Dec-23	TT Buying	TT Selling
USD	322.2493	332.3280
GBP	403.4296	419.1926
EUR	345.2839	359.5863
JPY	2.2027	2.2920

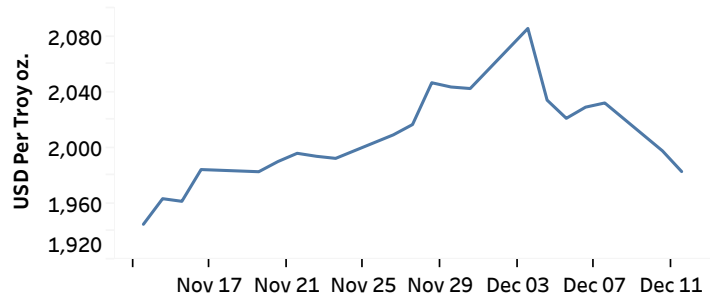
### Indicative Rate of the USD/LKR Spot Exchange Rate



Source: Central Bank of Sri Lanka

## Gold Price

08-Dec-23	11-Dec-23	12-Dec-23
USD 2,032.21	USD 1,997.89	USD 1,983.04



Source: Reuters

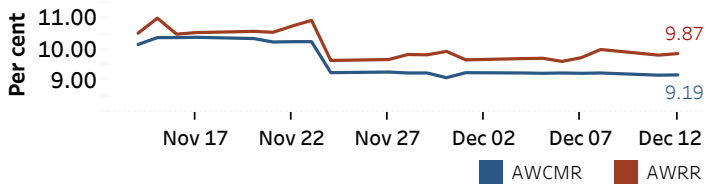
## Money Market

Policy Rates: SDF Rate: 9.00%

SLF Rate: 10.00%

SRR: 2.00%

### Overnight Money Market



### Yield Rates of T-Bills

(per cent)  
Primary Market 06-Dec-23  
Secondary Market 12-Dec-23<sup>(a)</sup>

	06-Dec-23	12-Dec-23 <sup>(a)</sup>
91 Day	14.67	-
182 Day	14.38	-
364 Day	12.88	-

Source: Central Bank of Sri Lanka

Overnight Liquidity (Rs. bn)	11-Dec-23	12-Dec-23
	-26.26	-41.60

## Share Market

12-Dec-23

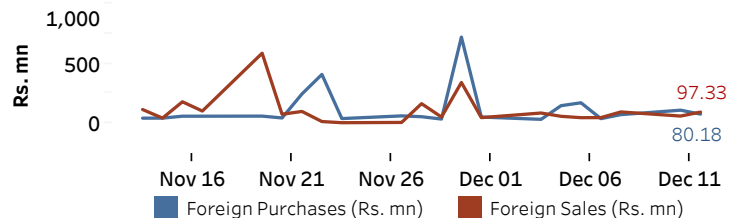
ASPI	▲	10,874.39
S&P SL20	▲	3,139.82

### Daily Turnover

Rs.1,026.77 mn

Market Capitalisation	PE Ratio
Rs. 4,336.52 bn	11.33

### Foreign Purchases and Sales

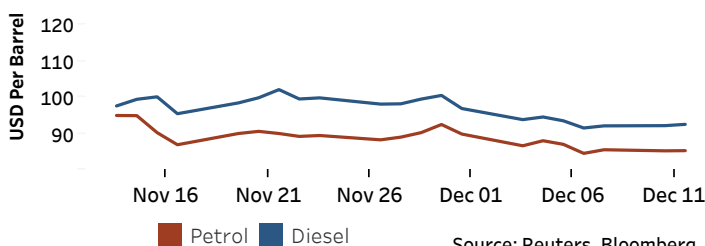


Source: Colombo Stock Exchange

## Energy

### Petroleum Products (USD per Barrel)

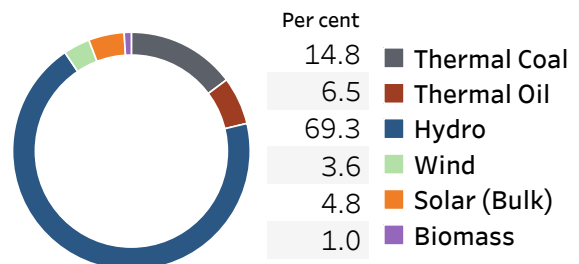
Crude Oil			Refined (Singapore Platts)		
13-Dec-23 <sup>(b)</sup>			12-Dec-23		
Brent	WTI	OPEC	Petrol	Diesel	Kerosene
73.11	68.50	77.98	85.25	92.54	100.15



Source: Reuters, Bloomberg

### Electricity Generation

	11-Dec-23	12-Dec-23
Total Energy (GWh)	40.04	41.35
Peak Demand (MW)	2,177.60	2,138.10



Source: Ceylon Electricity Board

(a) Based on actual transactions above Rs. 50 mn reported up to 4.00 PM

(b) Updated at 8.00 AM