



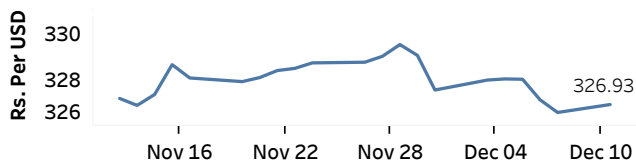
Real GDP Growth: 2023 Q2 -3.1% NCPI Y-o-Y Change: October 1.0% CCPI Y-o-Y Change: November 3.4%

Exchange Rates

(Rs. Per Unit)

11-Dec-23	TT Buying	TT Selling
USD	322.1850	332.3764
GBP	402.7719	417.9980
EUR	344.9861	359.4057
JPY	2.2092	2.2946

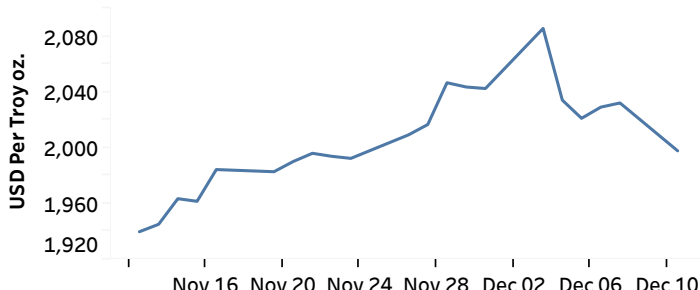
Indicative Rate of the USD/LKR Spot Exchange Rate



Source: Central Bank of Sri Lanka

Gold Price

07-Dec-23	08-Dec-23	11-Dec-23
USD 2,029.20	USD 2,032.21	USD 1,997.89

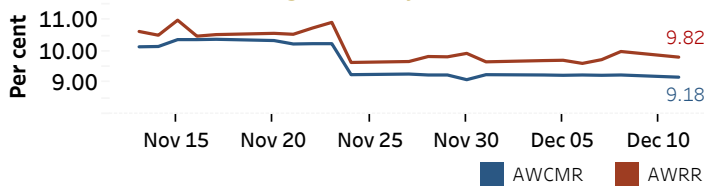


Source: Reuters

Money Market

Policy Rates: SDF Rate: 9.00% SLF Rate: 10.00% SRR: 2.00%

Overnight Money Market



08-Dec-23 11-Dec-23

Yield Rates of T-Bills

(per cent)

	Primary Market 06-Dec-23	Secondary Market 11-Dec-23 ^(a)
91 Day	14.67	-
182 Day	14.38	13.00
364 Day	12.88	-

Source: Central Bank of Sri Lanka

Overnight Liquidity (Rs. bn) 87.31 -26.26

Share Market

11-Dec-23

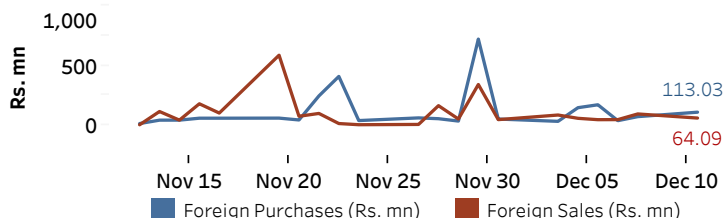
ASPI ▲ 10,850.78
S&P SL20 ▲ 3,136.34

Daily Turnover

Rs. 776.43 mn

Market Capitalisation PE Ratio
Rs. 4,334.65 bn 11.32

Foreign Purchases and Sales

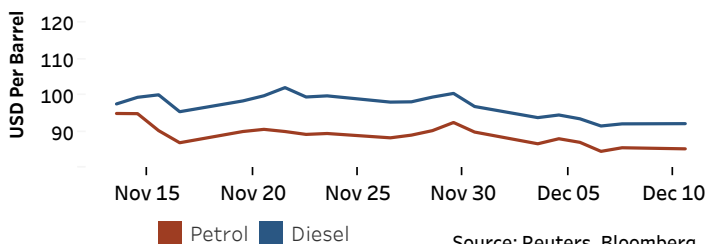


Source: Colombo Stock Exchange

Energy

Petroleum Products (USD per Barrel)

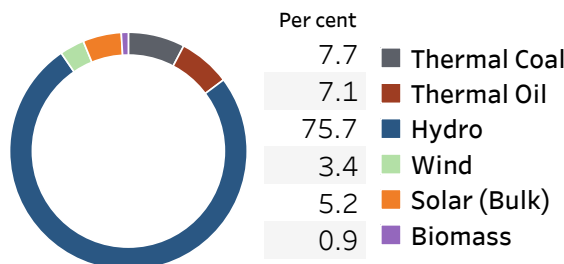
Crude Oil			Refined (Singapore Platts)		
12-Dec-23 ^(b)			11-Dec-23		
Brent	WTI	OPEC	Petrol	Diesel	Kerosene
76.14	71.48	77.47	85.20	92.18	99.64



Source: Reuters, Bloomberg

Electricity Generation

	10-Dec-23	11-Dec-23
Total Energy (GWh)	34.02	40.04
Peak Demand (MW)	1,779.30	2,177.60



Source: Ceylon Electricity Board