

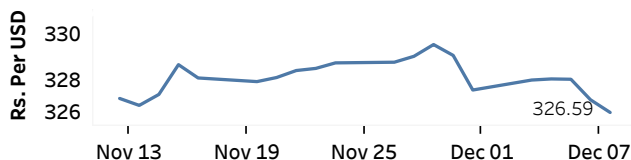
Real GDP Growth: 2023 Q2 -3.1% NCPI Y-o-Y Change: October 1.0% CCPI Y-o-Y Change: November 3.4%

Exchange Rates

(Rs. Per Unit)

08-Dec-23	TT Buying	TT Selling
USD	321.8364	331.6615
GBP	403.6863	419.4329
EUR	345.6837	359.8993
JPY	2.2324	2.3226

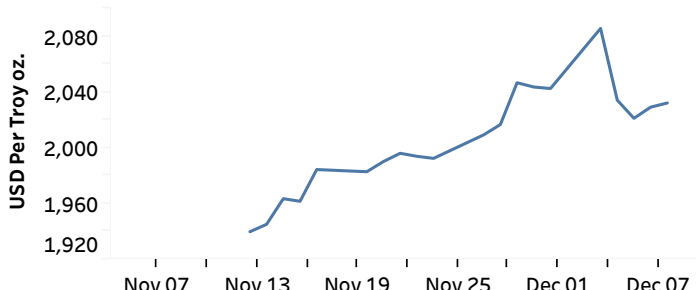
Indicative Rate of the USD/LKR Spot Exchange Rate



Source: Central Bank of Sri Lanka

Gold Price

06-Dec-23	07-Dec-23	08-Dec-23
USD 2,021.21	USD 2,029.20	USD 2,032.21

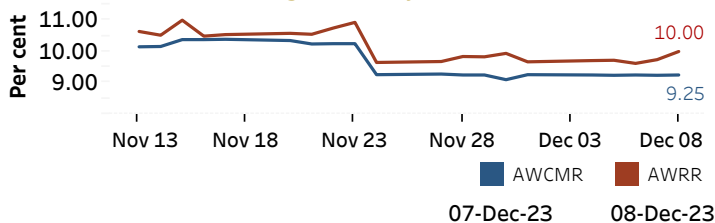


Source: Reuters

Money Market

Policy Rates: SDF Rate: 9.00% SLF Rate: 10.00% SRR: 2.00%

Overnight Money Market



Yield Rates of T-Bills

(per cent)

	Primary Market 06-Dec-23	Secondary Market 08-Dec-23 ^(a)
91 Day	14.67	14.35
182 Day	14.38	14.07
364 Day	12.88	-

Source: Central Bank of Sri Lanka

Overnight Liquidity (Rs. bn)	07-Dec-23	08-Dec-23
	-27.42	87.31

Share Market

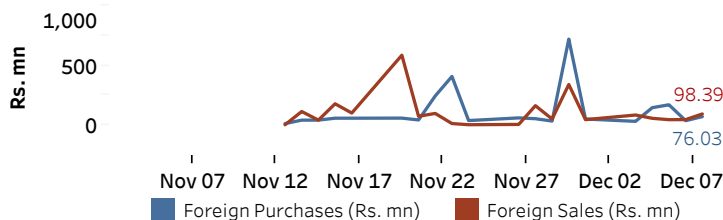
08-Dec-23

ASPI	▲	10,793.84
S&P SL20	▲	3,102.99

Daily Turnover

Rs.1,085.81 mn

Market Capitalisation	PE Ratio
Rs. 4,306.42 bn	11.25

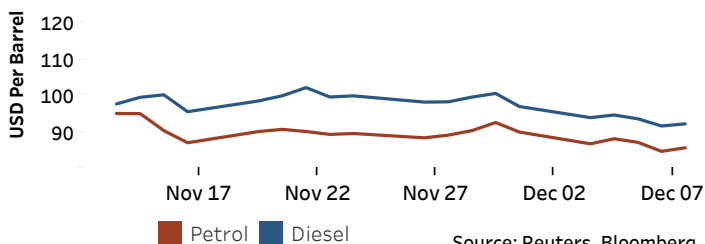


Source: Colombo Stock Exchange

Energy

Petroleum Products (USD per Barrel)

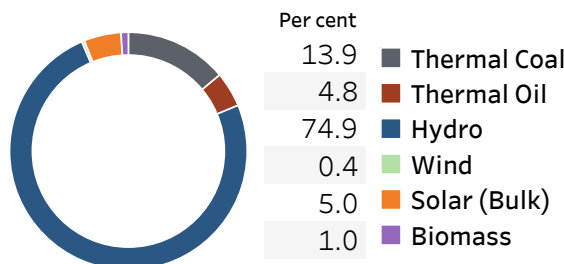
Crude Oil			Refined (Singapore Platts)		
11-Dec-23 ^(b)	06-Dec-23		08-Dec-23		
Brent	WTI	OPEC	Petrol	Diesel	Kerosene
76.13	71.47	78.31	85.50	92.12	99.41



Source: Reuters, Bloomberg

Electricity Generation

	07-Dec-23	08-Dec-23
Total Energy (GWh)	41.82	41.80
Peak Demand (MW)	2,222.30	2,066.50



Source: Ceylon Electricity Board