



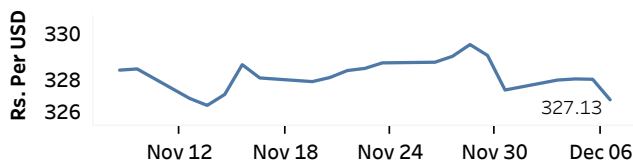
Real GDP Growth: 2023 Q2 -3.1%    NCPI Y-o-Y Change: October 1.0%    CCPI Y-o-Y Change: November 3.4%

## Exchange Rates

(Rs. Per Unit)

07-Dec-23	TT Buying	TT Selling
USD	321.8784	331.7826
GBP	402.5587	418.5035
EUR	344.8753	359.2923
JPY	2.1828	2.2718

### Indicative Rate of the USD/LKR Spot Exchange Rate



Source: Central Bank of Sri Lanka

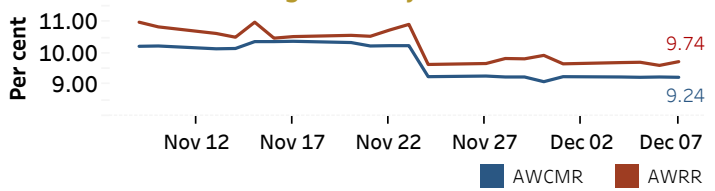


Source: Reuters

## Money Market

Policy Rates: SDF Rate: 9.00%    SLF Rate: 10.00%    SRR: 2.00%

### Overnight Money Market



### Yield Rates of T-Bills

(per cent)

	Primary Market 06-Dec-23	Secondary Market 07-Dec-23 <sup>(a)</sup>
91 Day	14.67	14.42
182 Day	14.38	14.15
364 Day	12.88	-

Source: Central Bank of Sri Lanka

Overnight Liquidity (Rs. bn)	06-Dec-23	07-Dec-23
	-37.32	-27.42

## Share Market

07-Dec-23

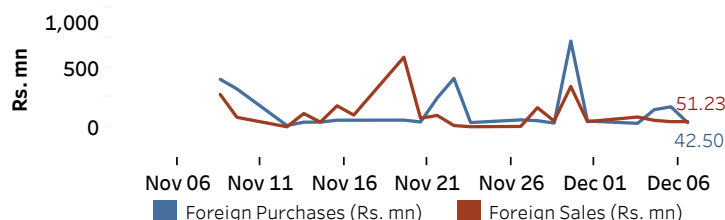
ASPI	▲	10,713.24
S&P SL20	▲	3,065.45

### Daily Turnover

Rs.430.84 mn

Market Capitalisation	PE Ratio
Rs. 4,280.62 bn	11.18

### Foreign Purchases and Sales

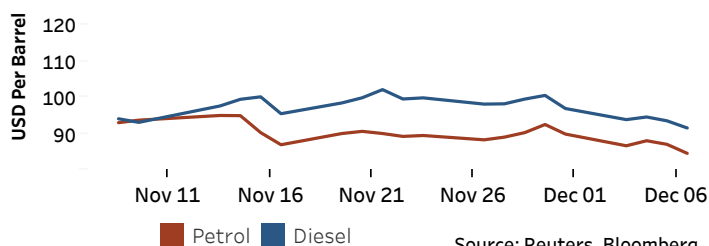


Source: Colombo Stock Exchange

## Energy

### Petroleum Products (USD per Barrel)

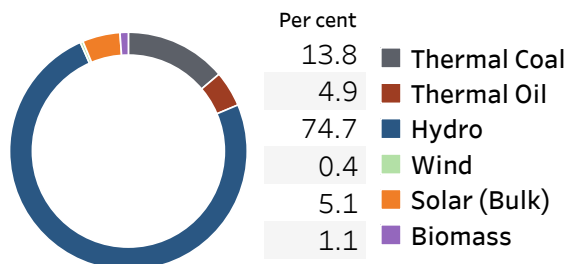
Crude Oil			Refined (Singapore Platts)		
08-Dec-23 <sup>(b)</sup>	06-Dec-23		07-Dec-23		
Brent	WTI	OPEC	Petrol	Diesel	Kerosene
74.75	69.99	78.31	84.50	91.53	100.90



Source: Reuters, Bloomberg

### Electricity Generation

	06-Dec-23	07-Dec-23
Total Energy (GWh)	41.64	41.82
Peak Demand (MW)	2,217.90	2,222.30



Source: Ceylon Electricity Board