

# Daily Economic Indicators 06 December 2023



Central Bank of Sri Lanka  
Statistics Department

Real GDP Growth: 2023 Q2 -3.1%

NCPI Y-o-Y Change: October 1.0%

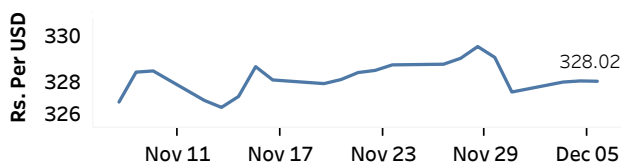
CCPI Y-o-Y Change: November 3.4%

## Exchange Rates

(Rs. Per Unit)

06-Dec-23	TT Buying	TT Selling
USD	322.6889	333.0711
GBP	405.3680	421.2773
EUR	346.8106	361.1269
JPY	2.1822	2.2719

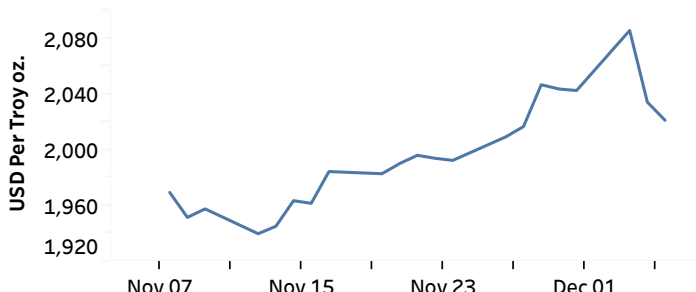
### Indicative Rate of the USD/LKR Spot Exchange Rate



Source: Central Bank of Sri Lanka

## Gold Price

04-Dec-23	05-Dec-23	06-Dec-23
USD 2,085.59	USD 2,034.25	USD 2,021.21



Source: Reuters

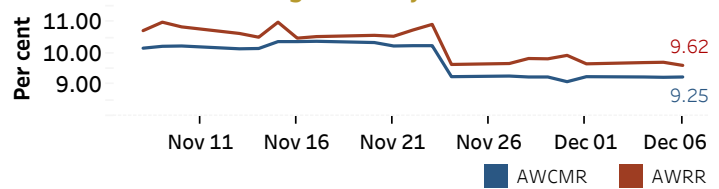
## Money Market

Policy Rates: SDF Rate: 9.00%

SLF Rate: 10.00%

SRR: 2.00%

### Overnight Money Market



### Yield Rates of T-Bills

(per cent)

	Primary Market 06-Dec-23	Secondary Market 06-Dec-23 <sup>(a)</sup>
91 Day	14.67	14.61
182 Day	14.38	14.39
364 Day	12.88	12.89

Source: Central Bank of Sri Lanka

Overnight Liquidity (Rs. bn)	05-Dec-23	06-Dec-23
	-34.74	-37.32

## Share Market

06-Dec-23

ASPI	▲	10,703.09
S&P SL20	▲	3,056.33

### Daily Turnover

Rs. 700.31 mn

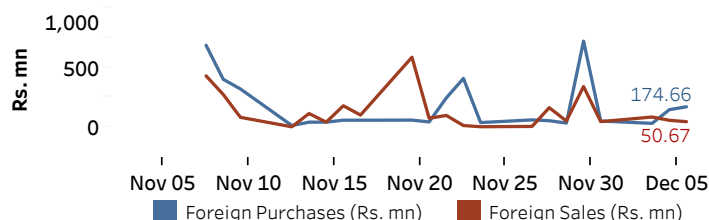
Market Capitalisation

Rs. 4,279.59 bn

PE Ratio

11.18

### Foreign Purchases and Sales

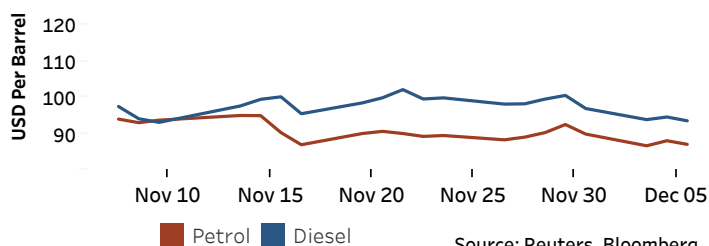


Source: Colombo Stock Exchange

## Energy

### Petroleum Products (USD per Barrel)

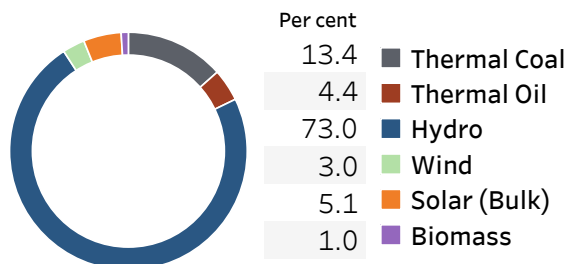
Crude Oil			Refined (Singapore Platts)		
07-Dec-23 <sup>(b)</sup>	05-Dec-23		06-Dec-23		
Brent	WTI	OPEC	Petrol	Diesel	Kerosene
74.56	69.71	80.01	87.00	93.52	103.17



Source: Reuters, Bloomberg

### Electricity Generation

	05-Dec-23	06-Dec-23
Total Energy (GWh)	40.42	41.64
Peak Demand (MW)	2,182.80	2,217.90



Source: Ceylon Electricity Board

(a) Based on actual transactions above Rs. 50 mn reported up to 4.00 PM

(b) Updated at 8.00 AM

Published on 07-Dec-2023