



Real GDP Growth: 2023 Q2 -3.1%

NCPI Y-o-Y Change: October 1.0%

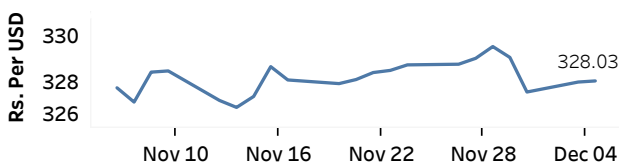
CCPI Y-o-Y Change: November 3.4%

Exchange Rates

(Rs. Per Unit)

05-Dec-23	TT Buying	TT Selling
USD	323.0041	333.2059
GBP	406.8188	422.6168
EUR	348.6701	363.1071
JPY	2.1862	2.2759

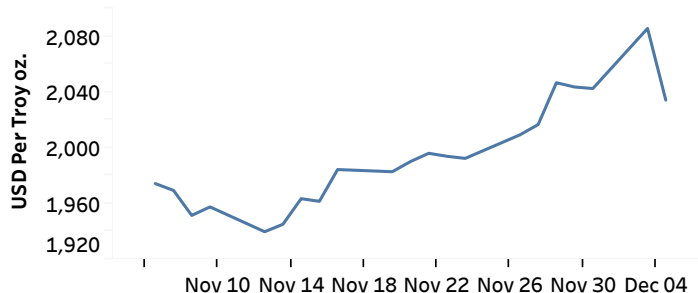
Indicative Rate of the USD/LKR Spot Exchange Rate



Source: Central Bank of Sri Lanka

Gold Price

01-Dec-23	04-Dec-23	05-Dec-23
USD 2,042.55	USD 2,085.59	USD 2,034.25



Source: Reuters

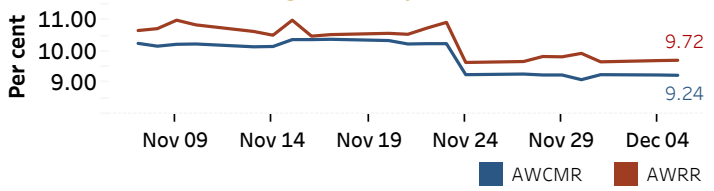
Money Market

Policy Rates: SDF Rate: 9.00%

SLF Rate: 10.00%

SRR: 2.00%

Overnight Money Market



Overnight Liquidity (Rs. bn)	04-Dec-23	05-Dec-23
	-55.62	-34.74

Yield Rates of T-Bills

(per cent)
Primary Market 29-Nov-23 Secondary Market 05-Dec-23^(a)

	29-Nov-23	05-Dec-23 ^(a)
91 Day	14.86	14.23
182 Day	14.52	14.20
364 Day	12.89	-

Source: Central Bank of Sri Lanka

Share Market

05-Dec-23

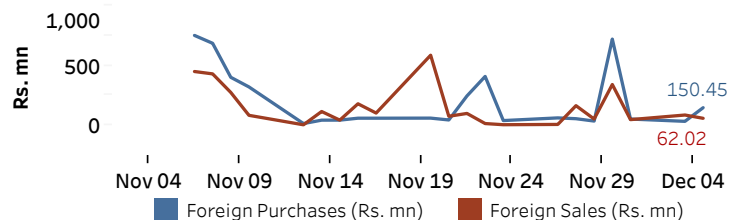
ASPI	▼	10,700.09
S&P SL20	▼	3,054.41

Daily Turnover

Rs. 711.16 mn

Market Capitalisation	PE Ratio
Rs. 4,278.39 bn	11.17

Foreign Purchases and Sales

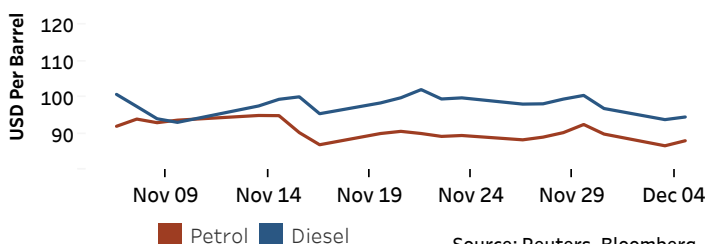


Source: Colombo Stock Exchange

Energy

Petroleum Products (USD per Barrel)

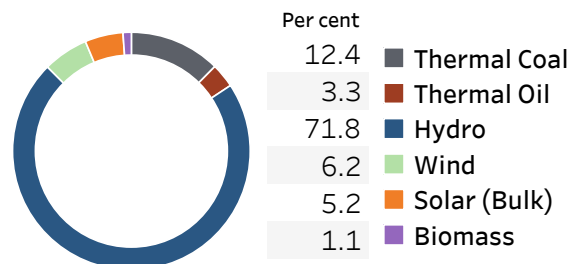
Crude Oil			Refined (Singapore Platts)		
06-Dec-23 ^(b)	04-Dec-23		05-Dec-23		
Brent	WTI	OPEC	Petrol	Diesel	Kerosene
77.24	72.33	79.69	88.00	94.58	103.68



Source: Reuters, Bloomberg

Electricity Generation

	04-Dec-23	05-Dec-23
Total Energy (GWh)	40.65	40.42
Peak Demand (MW)	2,111.30	2,182.80



Source: Ceylon Electricity Board