



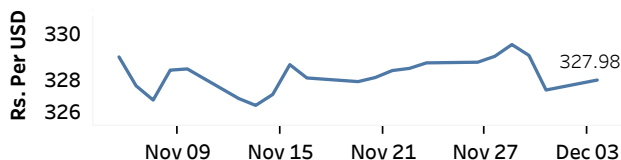
Real GDP Growth: 2023 Q2 -3.1% NCPI Y-o-Y Change: October 1.0% CCPI Y-o-Y Change: November 3.4%

Exchange Rates

(Rs. Per Unit)

04-Dec-23	TT Buying	TT Selling
USD	322.8933	333.3213
GBP	408.1103	423.8298
EUR	349.6210	364.0347
JPY	2.1946	2.2831

Indicative Rate of the USD/LKR Spot Exchange Rate



Source: Central Bank of Sri Lanka

Gold Price

30-Nov-23	01-Dec-23	04-Dec-23
USD 2,043.65	USD 2,042.55	USD 2,085.59

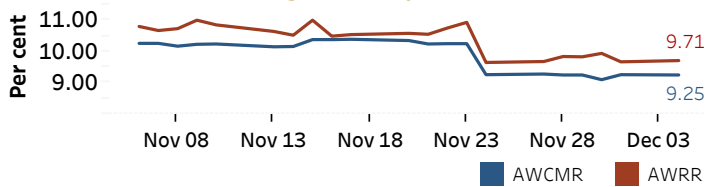


Source: Reuters

Money Market

Policy Rates: SDF Rate: 9.00% SLF Rate: 10.00% SRR: 2.00%

Overnight Money Market



Yield Rates of T-Bills

(per cent)

	Primary Market 29-Nov-23	Secondary Market 04-Dec-23 ^(a)
91 Day	14.86	14.30
182 Day	14.52	14.10
364 Day	12.89	-

Source: Central Bank of Sri Lanka

Overnight Liquidity (Rs. bn)	01-Dec-23	04-Dec-23
	140.39	-55.62

Share Market

04-Dec-23

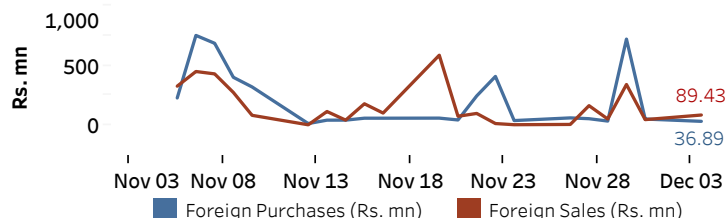
ASPI	▲	10,743.59
S&P SL20	▲	3,067.73

Daily Turnover

Rs. 708.44 mn

Market Capitalisation	PE Ratio
Rs. 4,308.91 bn	11.25

Foreign Purchases and Sales

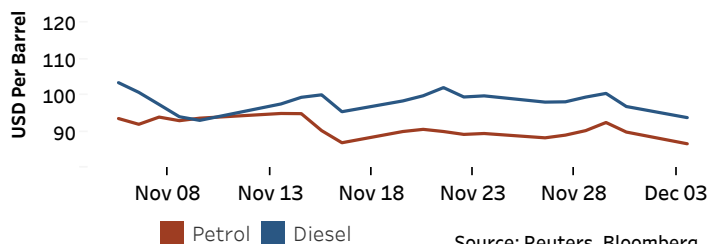


Source: Colombo Stock Exchange

Energy

Petroleum Products (USD per Barrel)

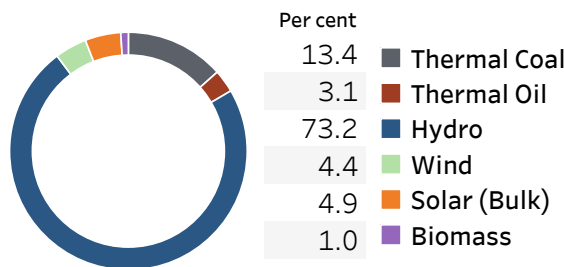
Crude Oil			Refined (Singapore Platts)		
05-Dec-23 ^(b)	01-Dec-23		04-Dec-23		
Brent	WTI	OPEC	Petrol	Diesel	Kerosene
78.11	73.17	82.59	86.60	93.85	103.88



Source: Reuters, Bloomberg

Electricity Generation

	03-Dec-23	04-Dec-23
Total Energy (GWh)	34.43	40.65
Peak Demand (MW)	1,921.40	2,111.30



Source: Ceylon Electricity Board