

# Daily Economic Indicators 01 December 2023



Central Bank of Sri Lanka  
Statistics Department

Real GDP Growth: 2023 Q2 -3.1%

NCPI Y-o-Y Change: October 1.0%

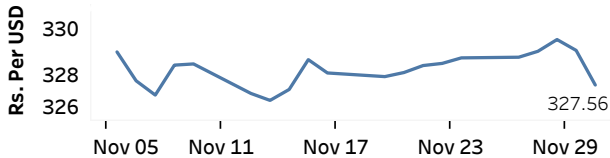
CCPI Y-o-Y Change: November 3.4%

## Exchange Rates

(Rs. Per Unit)

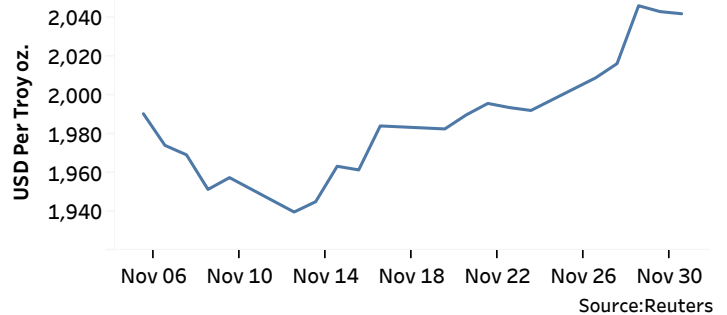
01-Dec-23	TT Buying	TT Selling
USD	322.9017	333.2383
GBP	407.0876	423.0006
EUR	350.5644	365.1540
JPY	2.1754	2.2643

### Indicative Rate of the USD/LKR Spot Exchange Rate



## Gold Price

29-Nov-23	30-Nov-23	01-Dec-23
USD 2,046.70	USD 2,043.65	USD 2,042.55



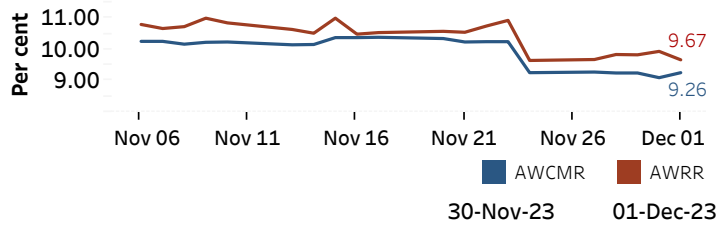
## Money Market

Policy Rates: SDF Rate: 9.00%

SLF Rate: 10.00%

SRR: 2.00%

### Overnight Money Market



### Yield Rates of T-Bills

(per cent)

	Primary Market 29-Nov-23	Secondary Market 01-Dec-23 <sup>(a)</sup>
91 Day	14.86	14.38
182 Day	14.52	14.26
364 Day	12.89	-

Source: Central Bank of Sri Lanka

Overnight Liquidity (Rs. bn)	7.01	140.39
------------------------------	------	--------

## Share Market

01-Dec-23

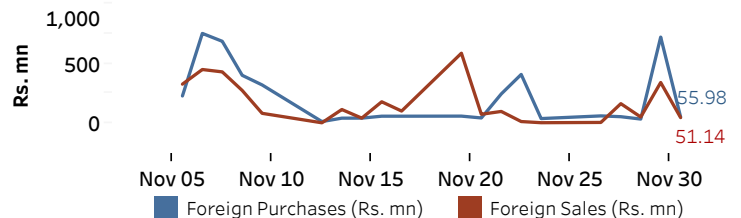
ASPI	▲	10,720.26
S&P SL20	▲	3,047.12

### Daily Turnover

Rs.962.24 mn

Market Capitalisation	PE Ratio
Rs. 4,296.81 bn	11.22

### Foreign Purchases and Sales

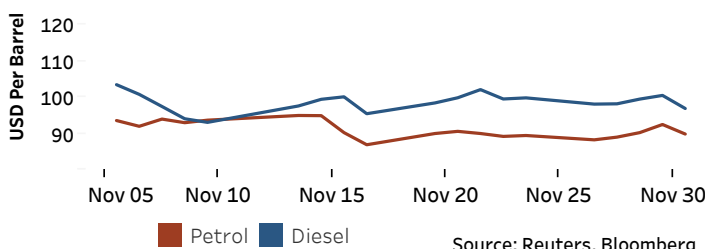


Source: Colombo Stock Exchange

## Energy

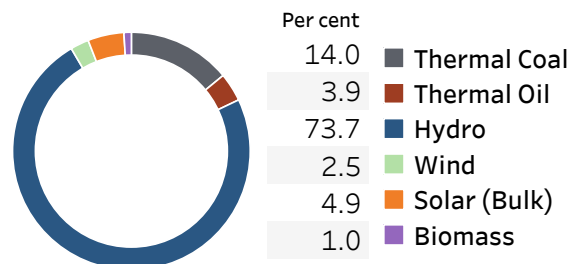
### Petroleum Products (USD per Barrel)

Crude Oil			Refined (Singapore Platts)		
04-Dec-23 <sup>(b)</sup>	30-Nov-23		01-Dec-23		
Brent	WTI	OPEC	Petrol	Diesel	Kerosene
78.70	73.97	85.00	89.85	96.93	105.35



### Electricity Generation

	30-Nov-23	01-Dec-23
Total Energy (GWh)	42.37	40.87
Peak Demand (MW)	2,162.90	2,109.60



Source: Ceylon Electricity Board

(a) Based on actual transactions above Rs. 50 mn reported up to 4.00 PM

(b) Updated at 8.00 AM

Published on 04-Dec-2023