

Daily Economic Indicators 30 November 2023



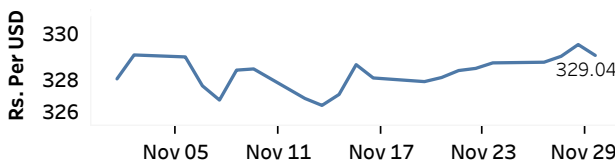
Real GDP Growth: 2023 Q2 -3.1% NCPI Y-o-Y Change: October 1.0% CCPI Y-o-Y Change: October 1.5%

Exchange Rates

(Rs. Per Unit)

30-Nov-23	TT Buying	TT Selling
USD	323.4672	333.4564
GBP	409.1057	425.0356
EUR	353.0917	367.6256
JPY	2.1899	2.2790

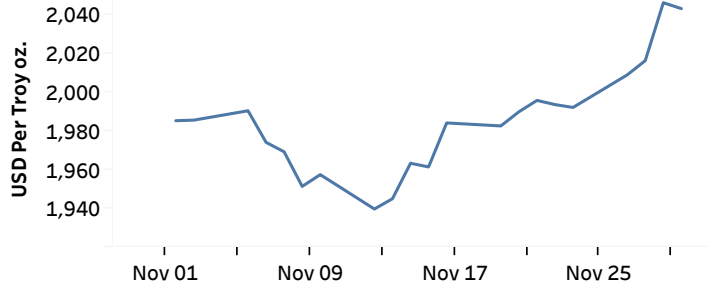
Indicative Rate of the USD/LKR Spot Exchange Rate



Source: Central Bank of Sri Lanka

Gold Price

28-Nov-23	29-Nov-23	30-Nov-23
USD 2,016.75	USD 2,046.70	USD 2,043.65

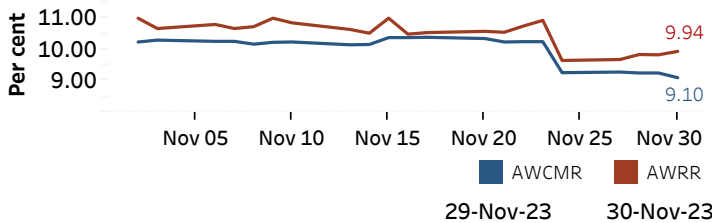


Source: Reuters

Money Market

Policy Rates: SDF Rate: 9.00% SLF Rate: 10.00% SRR: 2.00%

Overnight Money Market



Yield Rates of T-Bills

(per cent)

	Primary Market 29-Nov-23	Secondary Market 30-Nov-23 ^(a)
91 Day	14.86	14.84
182 Day	14.52	14.49
364 Day	12.89	12.89

Source: Central Bank of Sri Lanka

Overnight Liquidity (Rs. bn)	29-Nov-23	30-Nov-23
	-28.84	7.01

Share Market

30-Nov-23

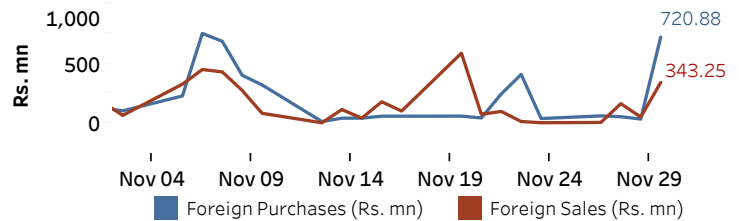
ASPI	▲	10,593.90
S&P SL20	▲	3,010.03

Daily Turnover

Rs.1,909.23 mn

Market Capitalisation	PE Ratio
Rs. 4,260.86 bn	11.13

Foreign Purchases and Sales

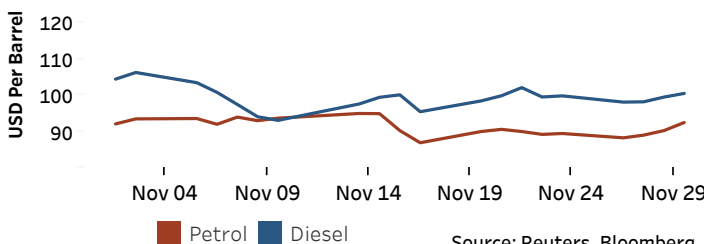


Source: Colombo Stock Exchange

Energy

Petroleum Products (USD per Barrel)

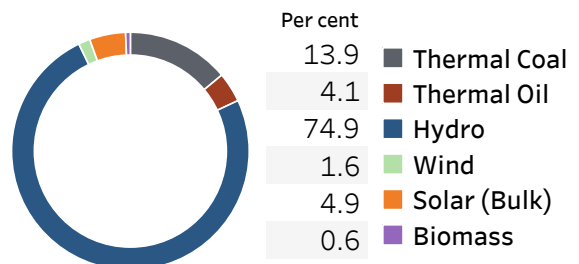
Crude Oil			Refined (Singapore Platts)		
01-Dec-23 ^(b)	29-Nov-23		30-Nov-23		
Brent	WTI	OPEC	Petrol	Diesel	Kerosene
80.34	75.56	83.89	92.50	100.56	107.68



Source: Reuters, Bloomberg

Electricity Generation

	29-Nov-23	30-Nov-23
Total Energy (GWh)	42.74	42.37
Peak Demand (MW)	2,163.90	2,162.90



Source: Ceylon Electricity Board

(a) Based on actual transactions above Rs. 50 mn reported up to 4.00 PM

(b) Updated at 8.00 AM

Published on 01-Dec-2023