



Real GDP Growth: 2023 Q2 -3.1%

NCPI Y-o-Y Change: October 1.0%

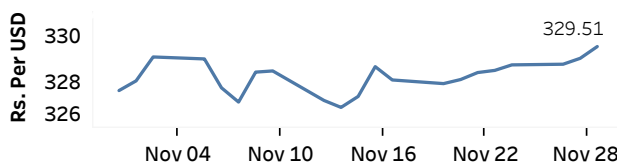
CCPI Y-o-Y Change: October 1.5%

## Exchange Rates

(Rs. Per Unit)

29-Nov-23	TT Buying	TT Selling
USD	324.1526	334.2295
GBP	410.8186	426.9317
EUR	355.1689	369.7727
JPY	2.1959	2.2861

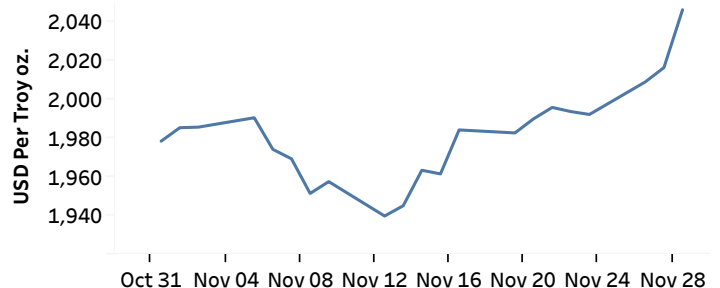
### Indicative Rate of the USD/LKR Spot Exchange Rate



Source: Central Bank of Sri Lanka

## Gold Price

27-Nov-23	28-Nov-23	29-Nov-23
USD 2,009.36	USD 2,016.75	USD 2,046.70



Source: Reuters

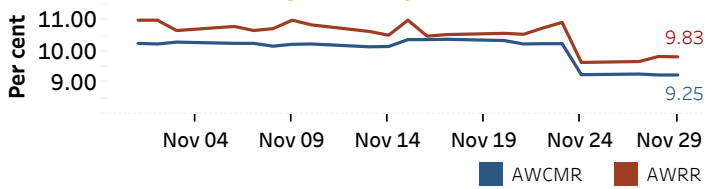
## Money Market

Policy Rates: SDF Rate: 9.00%

SLF Rate: 10.00%

SRR: 2.00%

### Overnight Money Market



### Yield Rates of T-Bills

(per cent)

	Primary Market 29-Nov-23	Secondary Market 29-Nov-23 <sup>(a)</sup>
91 Day	14.86	14.87
182 Day	14.52	14.42
364 Day	12.89	12.77

Source: Central Bank of Sri Lanka

Overnight Liquidity (Rs. bn)	28-Nov-23	29-Nov-23
	-31.07	-28.84

## Share Market

29-Nov-23

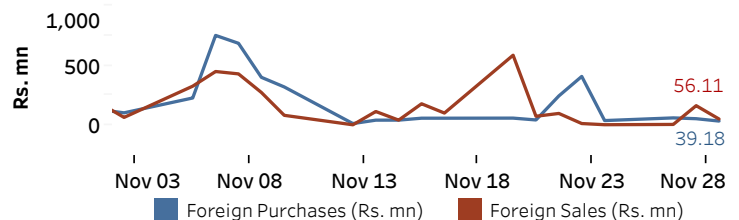
ASPI	▲	10,513.28
S&P SL20	▲	2,977.76

### Daily Turnover

Rs. 735.60 mn

Market Capitalisation	PE Ratio
Rs. 4,241.80 bn	11.08

### Foreign Purchases and Sales

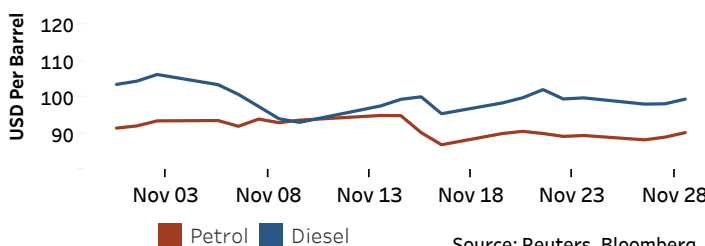


Source: Colombo Stock Exchange

## Energy

### Petroleum Products (USD per Barrel)

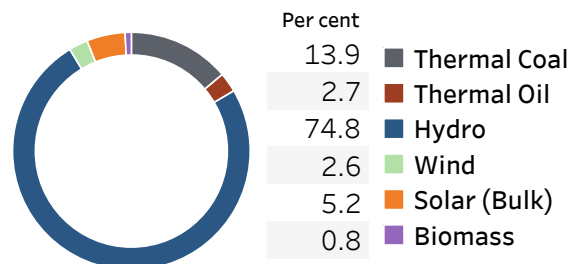
Crude Oil			Refined (Singapore Platts)		
30-Nov-23 <sup>(b)</sup>	28-Nov-23		29-Nov-23		
Brent	WTI	OPEC	Petrol	Diesel	Kerosene
82.78	77.54	83.40	90.25	99.54	107.34



Source: Reuters, Bloomberg

### Electricity Generation

	28-Nov-23	29-Nov-23
Total Energy (GWh)	43.58	42.74
Peak Demand (MW)	2,107.10	2,163.90



Source: Ceylon Electricity Board