



Real GDP Growth: 2023 Q2 -3.1%

NCPI Y-o-Y Change: October 1.0%

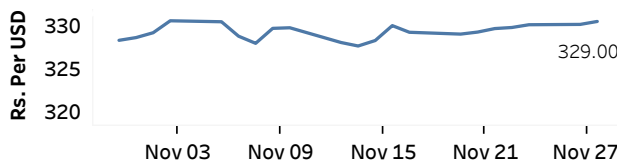
CCPI Y-o-Y Change: October 1.5%

Exchange Rates

(Rs. Per Unit)

28-Nov-23	TT Buying	TT Selling
USD	324.1133	334.1117
GBP	407.9858	424.1202
EUR	353.5767	368.0707
JPY	2.1787	2.2687

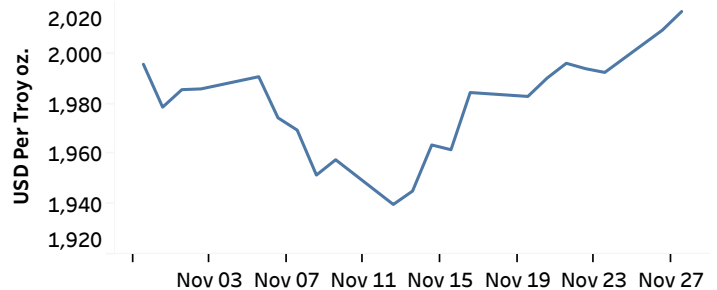
Indicative Rate of the USD/LKR Spot Exchange Rate



Source: Central Bank of Sri Lanka

Gold Price

24-Nov-23	27-Nov-23	28-Nov-23
USD 1,992.50	USD 2,009.36	USD 2,016.75



Source: Reuters

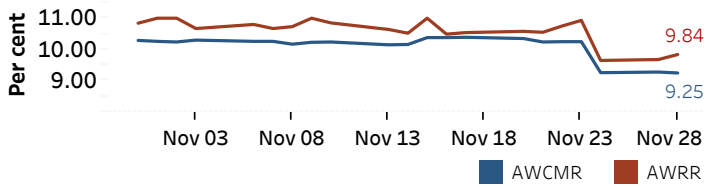
Money Market

Policy Rates: SDF Rate: 9.00%

SLF Rate: 10.00%

SRR: 2.00%

Overnight Money Market



Yield Rates of T-Bills

(per cent)

	Primary Market 22-Nov-23	Secondary Market 28-Nov-23 ^(a)
91 Day	15.29	-
182 Day	14.75	-
364 Day	12.94	-

Source: Central Bank of Sri Lanka

Overnight Liquidity (Rs. bn)	27-Nov-23	28-Nov-23
	-60.57	-31.07

Share Market

28-Nov-23

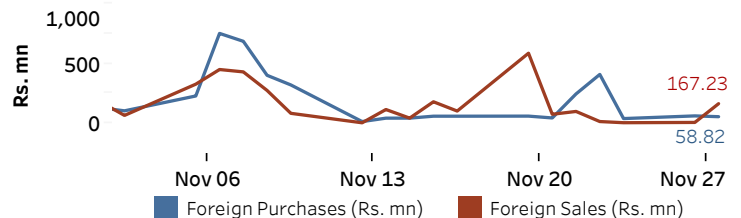
ASPI	▼	10,452.22
S&P SL20	▲	2,970.67

Daily Turnover

Rs. 724.54 mn

Market Capitalisation	PE Ratio
Rs. 4,219.35 bn	11.02

Foreign Purchases and Sales

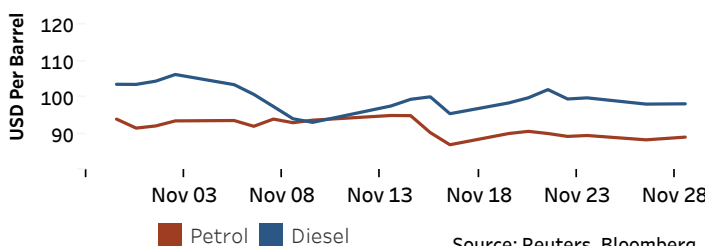


Source: Colombo Stock Exchange

Energy

Petroleum Products (USD per Barrel)

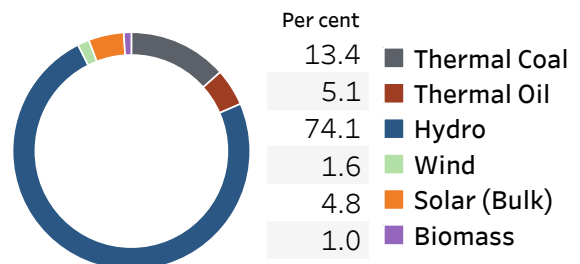
Crude Oil			Refined (Singapore Platts)		
29-Nov-23 ^(b)	27-Nov-23		29-Nov-23		
Brent	WTI	OPEC	Petrol	Diesel	Kerosene
82.13	76.93	82.75	89.00	98.23	105.74



Source: Reuters, Bloomberg

Electricity Generation

	27-Nov-23	28-Nov-23
Total Energy (GWh)	42.08	43.58
Peak Demand (MW)	2,155.60	2,107.10



Source: Ceylon Electricity Board

(a) Based on actual transactions above Rs. 50 mn reported up to 4.00 PM

(b) Updated at 8.00 AM

Published on 29-Nov-2023