

Daily Economic Indicators 27 November 2023



Central Bank of Sri Lanka
Statistics Department

Real GDP Growth: 2023 Q2 -3.1%

NCPI Y-o-Y Change: October 1.0%

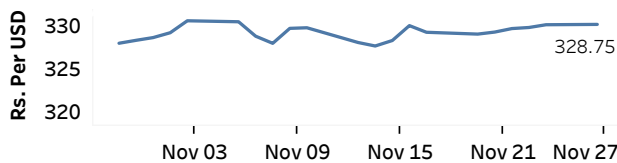
CCPI Y-o-Y Change: October 1.5%

Exchange Rates

(Rs. Per Unit)

27-Nov-23	TT Buying	TT Selling
USD	323.6397	333.7056
GBP	406.1948	422.3369
EUR	352.4513	367.1659
JPY	2.1621	2.2511

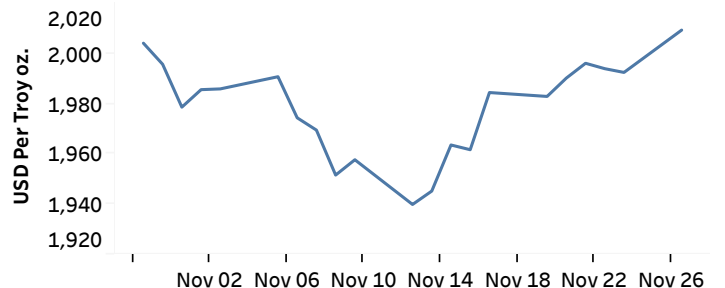
Indicative Rate of the USD/LKR Spot Exchange Rate



Source: Central Bank of Sri Lanka

Gold Price

23-Nov-23	24-Nov-23	27-Nov-23
USD 1,994.00	USD 1,992.50	USD 2,009.36



Source: Reuters

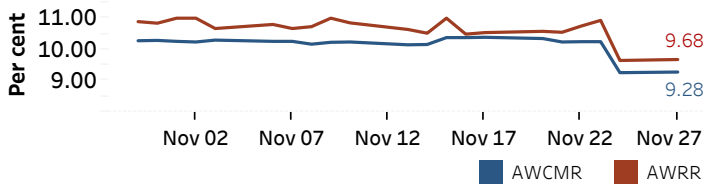
Money Market

Policy Rates: SDF Rate: 9.00%

SLF Rate: 10.00%

SRR: 2.00%

Overnight Money Market



Yield Rates of T-Bills

(per cent)
Primary Market 22-Nov-23 Secondary Market 27-Nov-23^(a)

	22-Nov-23	27-Nov-23 ^(a)
91 Day	15.29	-
182 Day	14.75	14.32
364 Day	12.94	-

Source: Central Bank of Sri Lanka

Overnight Liquidity (Rs. bn)	24-Nov-23	27-Nov-23
	96.08	-60.57

Share Market

27-Nov-23

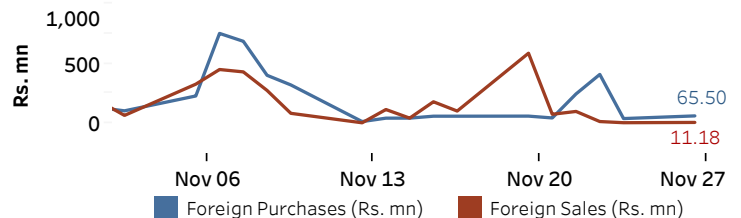
ASPI ▼ 10,480.02
S&P SL20 ▼ 2,970.47

Daily Turnover

Rs.579.14 mn

Market Capitalisation PE Ratio
Rs. 4,225.99 bn 11.05

Foreign Purchases and Sales

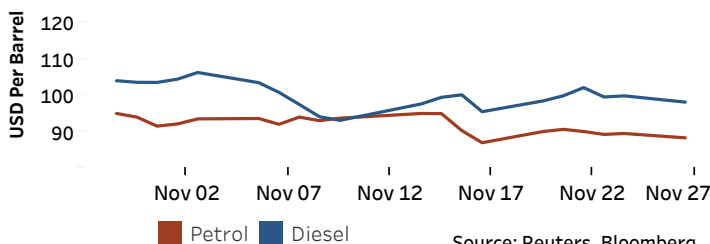


Source: Colombo Stock Exchange

Energy

Petroleum Products (USD per Barrel)

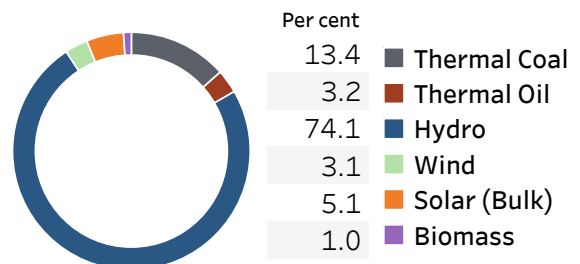
Crude Oil			Refined (Singapore Platts)		
28-Nov-23 ^(b)	23-Nov-23		27-Nov-23		
Brent	WTI	OPEC	Petrol	Diesel	Kerosene
80.31	75.19	83.78	88.25	98.15	105.21



Source: Reuters, Bloomberg

Electricity Generation

	26-Nov-23	27-Nov-23
Total Energy (GWh)	34.24	42.08
Peak Demand (MW)	1,861.00	2,155.60



Source: Ceylon Electricity Board

(a) Based on actual transactions above Rs. 50 mn reported up to 4.00 PM

(b) Updated at 8.00 AM

Published on 28-Nov-2023