

# Daily Economic Indicators 24 November 2023



Central Bank of Sri Lanka  
Statistics Department

Real GDP Growth: 2023 Q2 -3.1%

NCPI Y-o-Y Change: October 1.0%

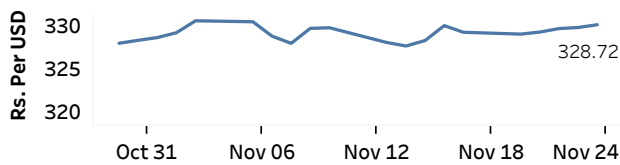
CCPI Y-o-Y Change: October 1.5%

## Exchange Rates

(Rs. Per Unit)

24-Nov-23	TT Buying	TT Selling
USD	323.5585	333.7448
GBP	403.8799	420.0292
EUR	351.0511	365.7237
JPY	2.1542	2.2450

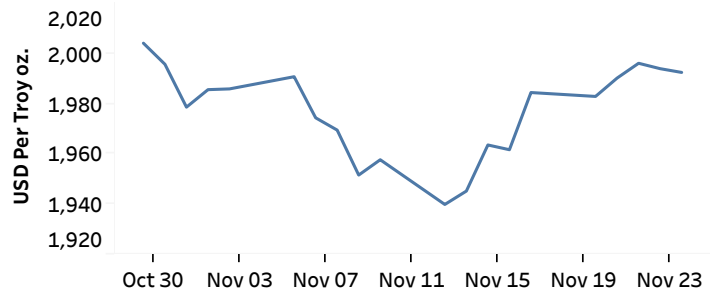
### Indicative Rate of the USD/LKR Spot Exchange Rate



Source: Central Bank of Sri Lanka

## Gold Price

22-Nov-23	23-Nov-23	24-Nov-23
USD 1,996.14	USD 1,994.00	USD 1,992.50



Source: Reuters

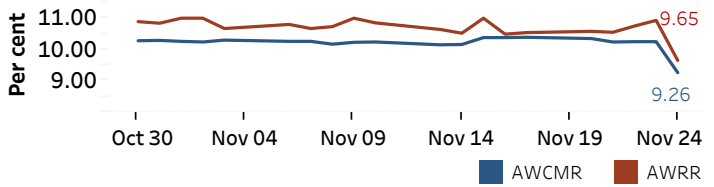
## Money Market

Policy Rates: SDF Rate: 9.00%

SLF Rate: 10.00%

SRR: 2.00%

### Overnight Money Market



### Yield Rates of T-Bills

(per cent)  
Primary Market 22-Nov-23  
Secondary Market 24-Nov-23<sup>(a)</sup>

	22-Nov-23	24-Nov-23 <sup>(a)</sup>
91 Day	15.29	15.04
182 Day	14.75	14.63
364 Day	12.94	-

Source: Central Bank of Sri Lanka

Overnight Liquidity (Rs. bn)	23-Nov-23	24-Nov-23
	-84.63	96.08

## Share Market

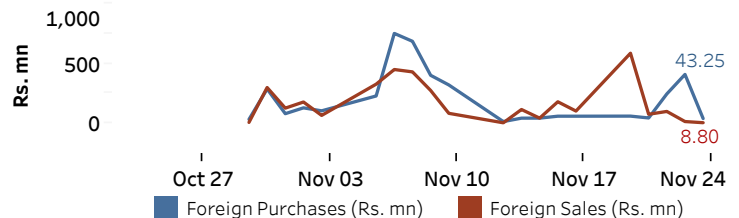
24-Nov-23

ASPI	▲	10,526.93
S&P SL20	▲	2,981.93

### Daily Turnover

Rs.430.30 mn

Market Capitalisation	PE Ratio
Rs. 4,241.22 bn	11.19

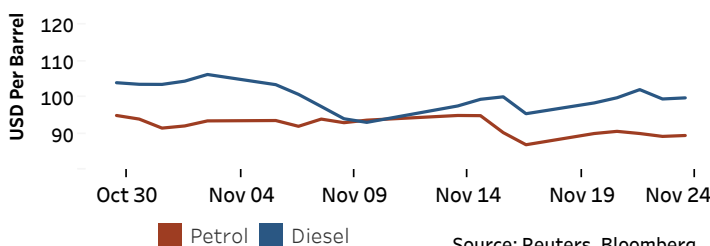


Source: Colombo Stock Exchange

## Energy

### Petroleum Products (USD per Barrel)

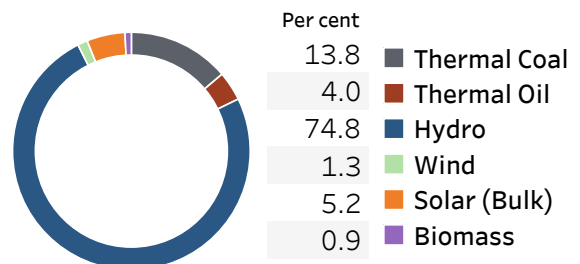
Crude Oil			Refined (Singapore Platts)		
27-Nov-23 <sup>(b)</sup>			24-Nov-23		
Brent	WTI	OPEC	Petrol	Diesel	Kerosene
80.74	75.67	83.78	89.45	99.88	106.60



Source: Reuters, Bloomberg

### Electricity Generation

	23-Nov-23	24-Nov-23
Total Energy (GWh)	42.19	42.28
Peak Demand (MW)	2,214.00	2,178.10



Source: Ceylon Electricity Board

(a) Based on actual transactions above Rs. 50 mn reported up to 4.00 PM

(b) Updated at 8.00 AM

Published on 27-Nov-2023