

# Daily Economic Indicators 23 November 2023



Central Bank of Sri Lanka  
Statistics Department

Real GDP Growth: 2023 Q2 -3.1%

NCPI Y-o-Y Change: October 1.0%

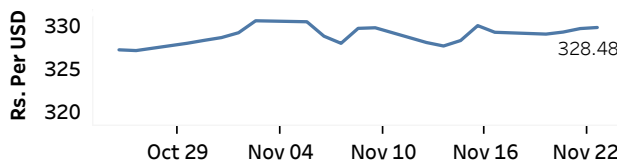
CCPI Y-o-Y Change: October 1.5%

## Exchange Rates

(Rs. Per Unit)

23-Nov-23	TT Buying	TT Selling
USD	323.5119	333.7081
GBP	403.0220	418.9984
EUR	351.1005	365.6865
JPY	2.1611	2.2496

### Indicative Rate of the USD/LKR Spot Exchange Rate



Source: Central Bank of Sri Lanka

## Gold Price

21-Nov-23	22-Nov-23	23-Nov-23
USD 1,990.25	USD 1,996.14	USD 1,994.00



Source: Reuters

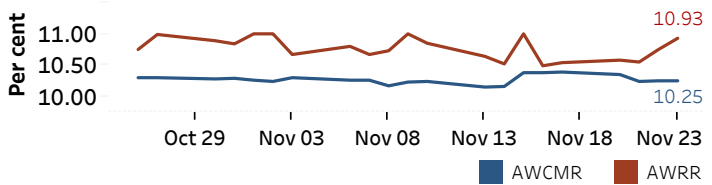
## Money Market

Policy Rates: SDF Rate: 10.00%

SLF Rate: 11.00%

SRR: 2.00%

### Overnight Money Market



### Yield Rates of T-Bills

(per cent)

	Primary Market 22-Nov-23	Secondary Market 23-Nov-23 <sup>(a)</sup>
91 Day	15.29	14.99
182 Day	14.75	14.77
364 Day	12.94	-

Source: Central Bank of Sri Lanka

Overnight Liquidity (Rs. bn)	22-Nov-23	23-Nov-23
	-83.77	-84.63

## Share Market

23-Nov-23

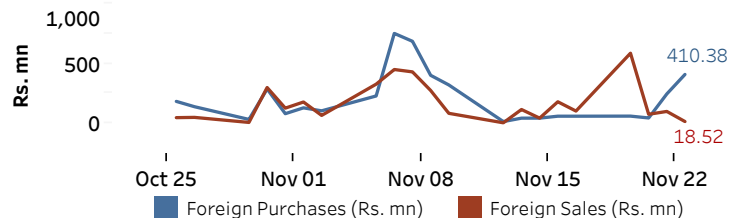
ASPI	▼	10,522.52
S&P SL20	▼	2,979.92

### Daily Turnover

Rs.812.34 mn

Market Capitalisation	PE Ratio
Rs. 4,243.50 bn	11.08

### Foreign Purchases and Sales

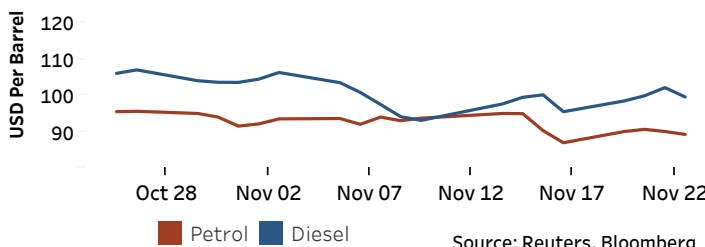


Source: Colombo Stock Exchange

## Energy

### Petroleum Products (USD per Barrel)

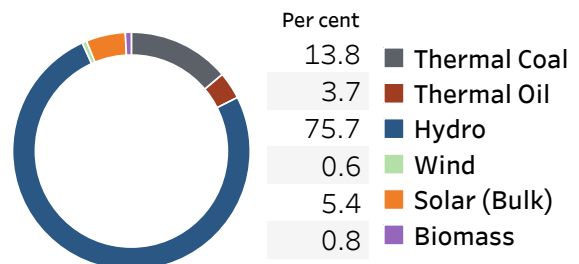
Crude Oil			Refined (Singapore Platts)		
24-Nov-23 <sup>(b)</sup>	22-Nov-23		23-Nov-23		
Brent	WTI	OPEC	Petrol	Diesel	Kerosene
81.69	76.69	84.46	89.20	99.57	106.15



Source: Reuters, Bloomberg

### Electricity Generation

	22-Nov-23	23-Nov-23
Total Energy (GWh)	42.37	42.19
Peak Demand (MW)	1,994.10	2,214.00



Source: Ceylon Electricity Board

(a) Based on actual transactions above Rs. 50 mn reported up to 4.00 PM

(b) Updated at 8.00 AM

Published on 24-Nov-2023