

Daily Economic Indicators 22 November 2023



Central Bank of Sri Lanka
Statistics Department

Real GDP Growth: 2023 Q2 -3.1%

NCPI Y-o-Y Change: October 1.0%

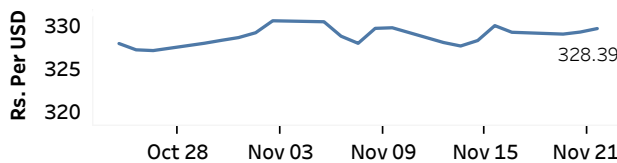
CCPI Y-o-Y Change: October 1.5%

Exchange Rates

(Rs. Per Unit)

22-Nov-23	TT Buying	TT Selling
USD	323.4758	333.6609
GBP	404.1271	420.1204
EUR	351.5514	366.1088
JPY	2.1755	2.2640

Indicative Rate of the USD/LKR Spot Exchange Rate



Source: Central Bank of Sri Lanka

Gold Price

20-Nov-23	21-Nov-23	22-Nov-23
USD 1,982.95	USD 1,990.25	USD 1,996.14



Source: Reuters

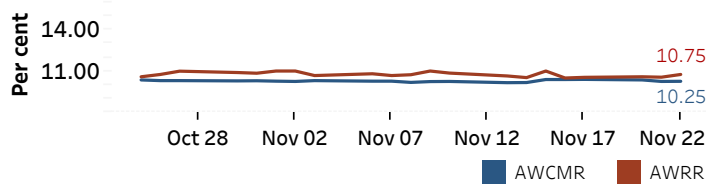
Money Market

Policy Rates: SDF Rate: 10.00%

SLF Rate: 11.00%

SRR: 2.00%

Overnight Money Market



Yield Rates of T-Bills

(per cent)

	Primary Market 22-Nov-23	Secondary Market 22-Nov-23 ^(a)
91 Day	15.29	15.25
182 Day	14.75	14.75
364 Day	12.94	12.95

Source: Central Bank of Sri Lanka

Overnight Liquidity (Rs. bn)	21-Nov-23	22-Nov-23
	-78.99	-83.77

Share Market

22-Nov-23

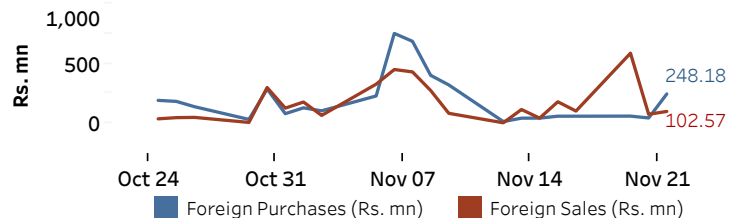
ASPI	▲	10,547.75
S&P SL20	▲	2,981.60

Daily Turnover

Rs.2,096.75 mn

Market Capitalisation	PE Ratio
Rs. 4,257.57 bn	10.84

Foreign Purchases and Sales

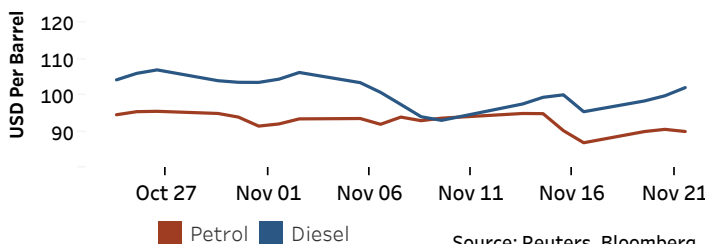


Source: Colombo Stock Exchange

Energy

Petroleum Products (USD per Barrel)

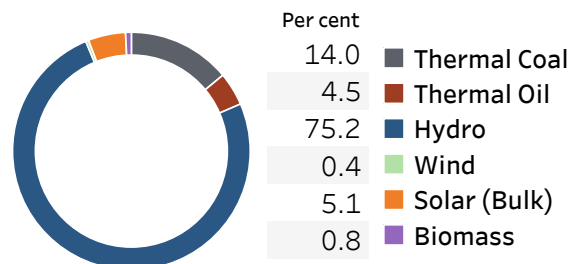
Crude Oil			Refined (Singapore Platts)		
23-Nov-23 ^(b)	21-Nov-23		22-Nov-23		
Brent	WTI	OPEC	Petrol	Diesel	Kerosene
80.66	75.97	84.75	90.00	102.17	108.32



Source: Reuters, Bloomberg

Electricity Generation

	21-Nov-23	22-Nov-23
Total Energy (GWh)	42.71	42.37
Peak Demand (MW)	2,167.00	1,994.10



Source: Ceylon Electricity Board

(a) Based on actual transactions above Rs. 50 mn reported up to 4.00 PM

(b) Updated at 8.00 AM

Published on 23-Nov-2023