

# Daily Economic Indicators 21 November 2023



Central Bank of Sri Lanka  
Statistics Department

Real GDP Growth: 2023 Q2 -3.1%

NCPI Y-o-Y Change: October 1.0%

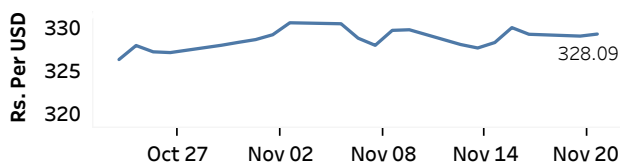
CCPI Y-o-Y Change: October 1.5%

## Exchange Rates

(Rs. Per Unit)

21-Nov-23	TT Buying	TT Selling
USD	323.0561	333.1445
GBP	403.3254	419.3016
EUR	352.3727	366.9245
JPY	2.1783	2.2670

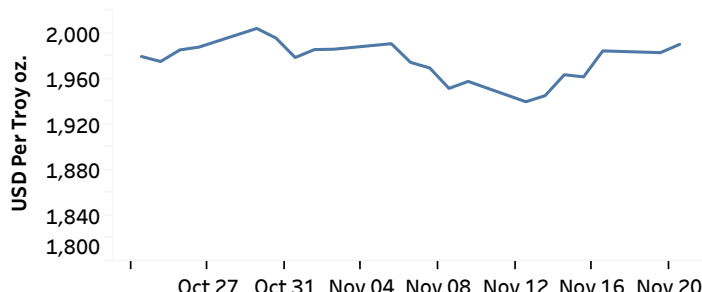
### Indicative Rate of the USD/LKR Spot Exchange Rate



Source: Central Bank of Sri Lanka

## Gold Price

17-Nov-23	20-Nov-23	21-Nov-23
USD 1,984.49	USD 1,982.95	USD 1,990.25



Source: Reuters

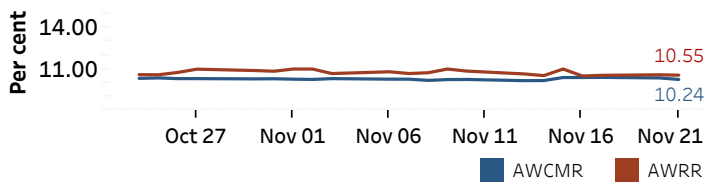
## Money Market

Policy Rates: SDF Rate: 10.00%

SLF Rate: 11.00%

SRR: 2.00%

### Overnight Money Market



### Yield Rates of T-Bills

(per cent)

	Primary Market 15-Nov-23	Secondary Market 21-Nov-23 <sup>(a)</sup>
91 Day	15.39	15.15
182 Day	14.75	-
364 Day	12.96	-

Source: Central Bank of Sri Lanka

Overnight Liquidity (Rs. bn)	20-Nov-23	21-Nov-23
	-84.50	-78.99

## Share Market

21-Nov-23

ASPI	▼	10,507.85
S&P SL20	▼	2,972.37

### Daily Turnover

Rs.912.52 mn

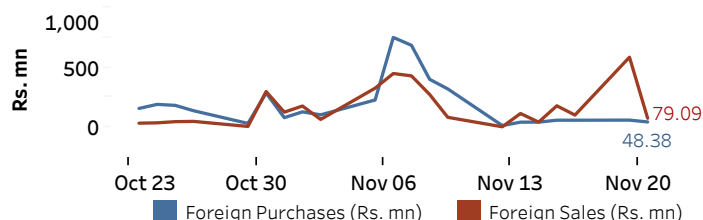
Market Capitalisation

Rs. 4,237.39 bn

PE Ratio

10.65

### Foreign Purchases and Sales

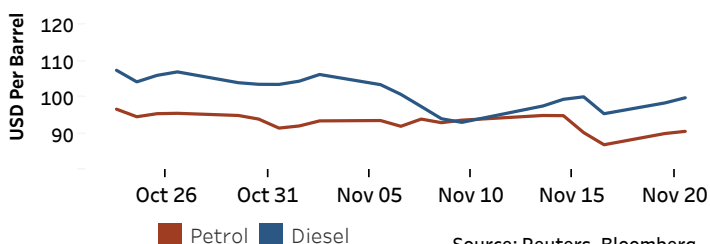


Source: Colombo Stock Exchange

## Energy

### Petroleum Products (USD per Barrel)

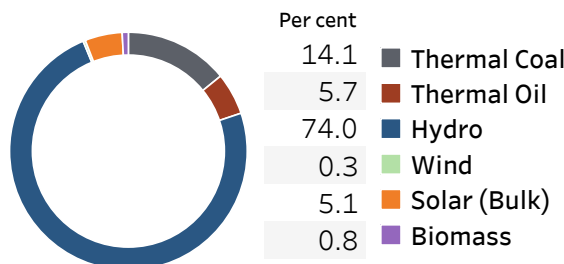
Crude Oil			Refined (Singapore Platts)		
22-Nov-23 <sup>(b)</sup>	20-Nov-23		21-Nov-23		
Brent	WTI	OPEC	Petrol	Diesel	Kerosene
82.62	77.93	84.44	90.60	99.91	104.73



Source: Reuters, Bloomberg

### Electricity Generation

	20-Nov-23	21-Nov-23
Total Energy (GWh)	40.40	42.71
Peak Demand (MW)	2,156.20	2,167.00



Source: Ceylon Electricity Board

(a) Based on actual transactions above Rs. 50 mn reported up to 4.00 PM

(b) Updated at 8.00 AM

Published on 22-Nov-2023