

# Daily Economic Indicators 20 November 2023



Central Bank of Sri Lanka  
Statistics Department

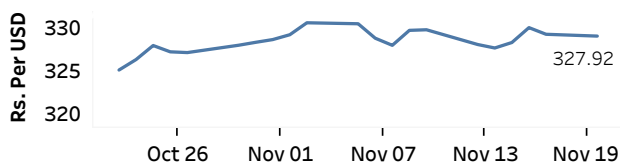
Real GDP Growth: 2023 Q2 -3.1%    NCPI Y-o-Y Change: September 0.8%    CCPI Y-o-Y Change: October 1.5%

## Exchange Rates

(Rs. Per Unit)

20-Nov-23	TT Buying	TT Selling
USD	322.7982	333.2023
GBP	401.4655	417.4985
EUR	350.8308	365.8129
JPY	2.1550	2.2453

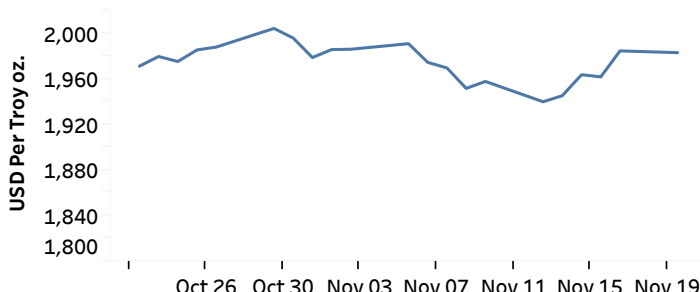
### Indicative Rate of the USD/LKR Spot Exchange Rate



Source: Central Bank of Sri Lanka

## Gold Price

16-Nov-23	17-Nov-23	20-Nov-23
USD 1,961.74	USD 1,984.49	USD 1,982.95

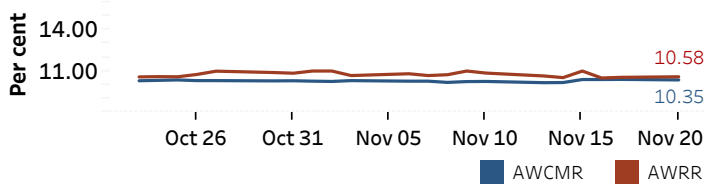


Source: Reuters

## Money Market

Policy Rates: SDF Rate: 10.00%    SLF Rate: 11.00%    SRR: 2.00%

### Overnight Money Market



### Yield Rates of T-Bills

(per cent)

	Primary Market 15-Nov-23	Secondary Market 20-Nov-23 <sup>(a)</sup>
91 Day	15.39	15.23
182 Day	14.75	-
364 Day	12.96	-

Source: Central Bank of Sri Lanka

Overnight Liquidity (Rs. bn)	17-Nov-23	20-Nov-23
	108.30	-84.50

## Share Market

20-Nov-23

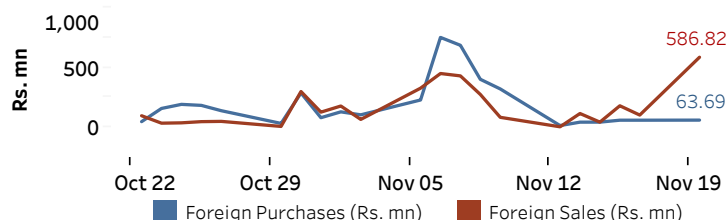
ASPI	▼	10,546.37
S&P SL20	▼	2,977.90

### Daily Turnover

Rs.1,102.13 mn

Market Capitalisation	PE Ratio
Rs. 4,255.85 bn	10.97

### Foreign Purchases and Sales

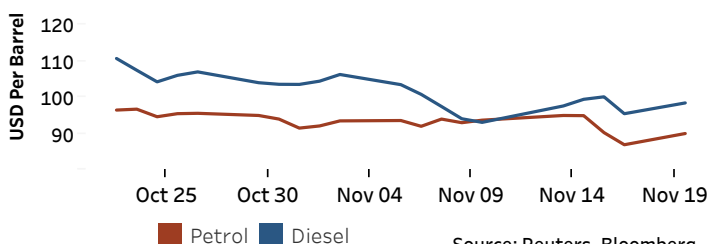


Source: Colombo Stock Exchange

## Energy

### Petroleum Products (USD per Barrel)

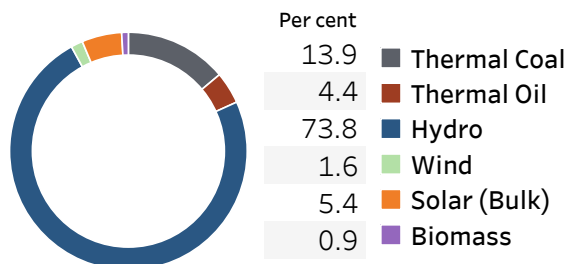
Crude Oil			Refined (Singapore Platts)		
21-Nov-23 <sup>(b)</sup>	17-Nov-23	OPEC	20-Nov-23		
Brent	WTI		Petrol	Diesel	Kerosene
82.32	77.60	81.08	90.00	98.48	104.55



Source: Reuters, Bloomberg

### Electricity Generation

	19-Nov-23	20-Nov-23
Total Energy (GWh)	35.23	40.40
Peak Demand (MW)	1,840.60	2,156.20



Source: Ceylon Electricity Board

(a) Based on actual transactions above Rs. 50 mn reported up to 4.00 PM

(b) Updated at 8.00 AM

Published on 21-Nov-2023