



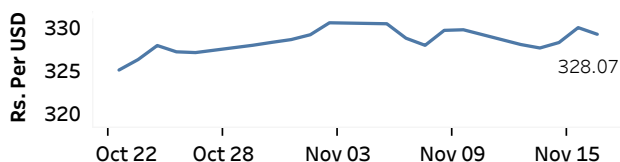
Real GDP Growth: 2023 Q2 -3.1% NCPI Y-o-Y Change: September 0.8% CCPI Y-o-Y Change: October 1.5%

Exchange Rates

(Rs. Per Unit)

17-Nov-23	TT Buying	TT Selling
USD	322.8376	333.2524
GBP	399.3224	415.4271
EUR	348.7569	363.8806
JPY	2.1359	2.2261

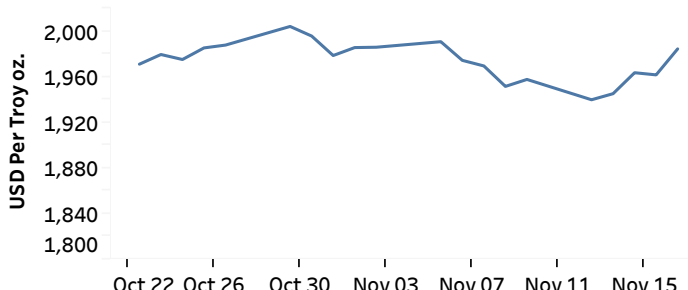
Indicative Rate of the USD/LKR Spot Exchange Rate



Source: Central Bank of Sri Lanka

Gold Price

15-Nov-23	16-Nov-23	17-Nov-23
USD 1,963.62	USD 1,961.74	USD 1,984.49

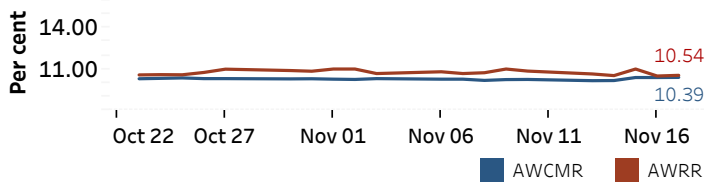


Source: Reuters

Money Market

Policy Rates: SDF Rate: 10.00% SLF Rate: 11.00% SRR: 2.00%

Overnight Money Market



Yield Rates of T-Bills

(per cent)

	Primary Market 15-Nov-23	Secondary Market 17-Nov-23 ^(a)
91 Day	15.39	15.19
182 Day	14.75	14.59
364 Day	12.96	-

Source: Central Bank of Sri Lanka

Overnight Liquidity (Rs. bn)	16-Nov-23	17-Nov-23
	25.49	108.30

Share Market

17-Nov-23

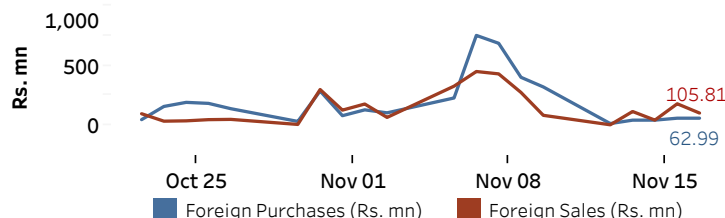
ASPI	▼	10,613.11
S&P SL20	▼	2,996.86

Daily Turnover

Rs.873.83 mn

Market Capitalisation	PE Ratio
Rs. 4,280.20 bn	11.03

Foreign Purchases and Sales

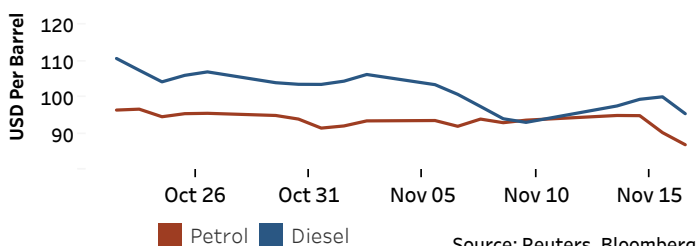


Source: Colombo Stock Exchange

Energy

Petroleum Products (USD per Barrel)

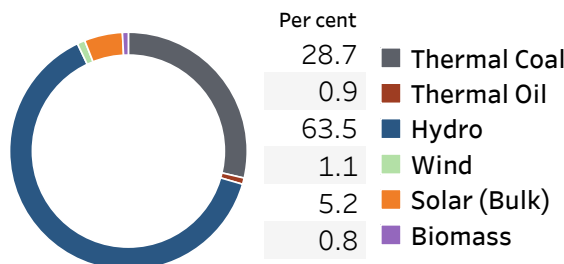
Crude Oil			Refined (Singapore Platts)		
20-Nov-23 ^(b)			17-Nov-23		
Brent	WTI	OPEC	Petrol	Diesel	Kerosene
80.65	75.94	82.22	86.89	95.49	101.57



Source: Reuters, Bloomberg

Electricity Generation

	16-Nov-23	17-Nov-23
Total Energy (GWh)	43.22	43.33
Peak Demand (MW)	2,194.70	2,132.60



Source: Ceylon Electricity Board