

Daily Economic Indicators 16 November 2023



Central Bank of Sri Lanka
Statistics Department

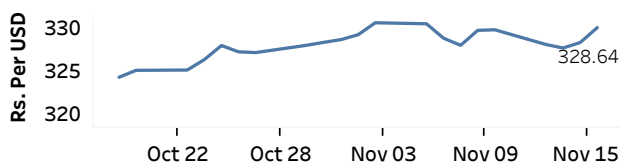
Real GDP Growth: 2023 Q2 -3.1% NCPI Y-o-Y Change: September 0.8% CCPI Y-o-Y Change: October 1.5%

Exchange Rates

(Rs. Per Unit)

16-Nov-23	TT Buying	TT Selling
USD	323.3533	333.6636
GBP	399.4607	415.1573
EUR	348.7568	363.5643
JPY	2.1309	2.2179

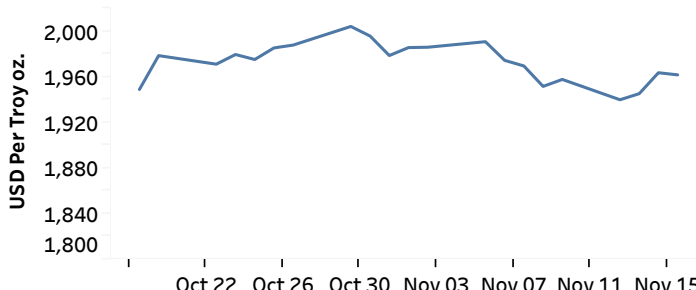
Indicative Rate of the USD/LKR Spot Exchange Rate



Source: Central Bank of Sri Lanka

Gold Price

14-Nov-23	15-Nov-23	16-Nov-23
USD 1,945.28	USD 1,963.62	USD 1,961.74

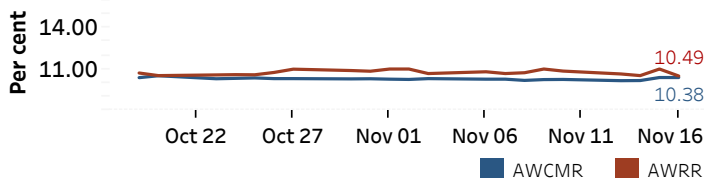


Source: Reuters

Money Market

Policy Rates: SDF Rate: 10.00% SLF Rate: 11.00% SRR: 2.00%

Overnight Money Market



Yield Rates of T-Bills

(per cent)

	Primary Market 15-Nov-23	Secondary Market 16-Nov-23 ^(a)
91 Day	15.39	15.19
182 Day	14.75	14.77
364 Day	12.96	-

Source: Central Bank of Sri Lanka

Overnight Liquidity (Rs. bn)	15-Nov-23	16-Nov-23
	-46.84	25.49

Share Market

16-Nov-23

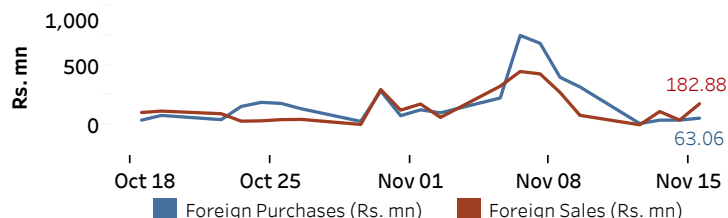
ASPI	▼	10,662.08
S&P SL20	▼	3,007.36

Daily Turnover

Rs.1,060.73 mn

Market Capitalisation	PE Ratio
Rs. 4,291.85 bn	11.06

Foreign Purchases and Sales

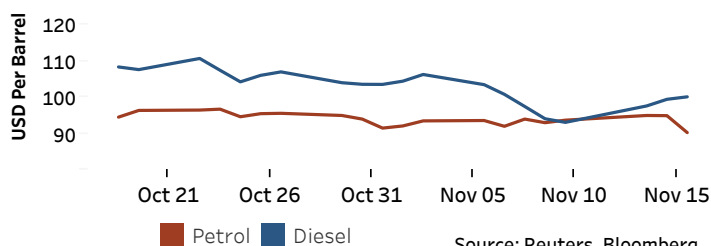


Source: Colombo Stock Exchange

Energy

Petroleum Products (USD per Barrel)

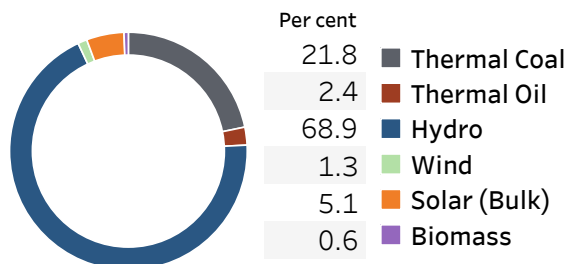
Crude Oil			Refined (Singapore Platts)		
17-Nov-23 ^(b)	14-Nov-23		16-Nov-23		
Brent	WTI	OPEC	Petrol	Diesel	Kerosene
77.42	73.08	85.47	90.25	100.17	106.29



Source: Reuters, Bloomberg

Electricity Generation

	15-Nov-23	16-Nov-23
Total Energy (GWh)	42.85	43.22
Peak Demand (MW)	2,177.40	2,194.70



Source: Ceylon Electricity Board

(a) Based on actual transactions above Rs. 50 mn reported up to 4.00 PM

(b) Updated at 8.00 AM

Published on 17-Nov-2023