

Daily Economic Indicators 15 November 2023



Central Bank of Sri Lanka
Statistics Department

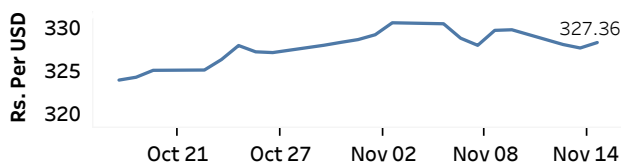
Real GDP Growth: 2023 Q2 -3.1% NCPI Y-o-Y Change: September 0.8% CCPI Y-o-Y Change: October 1.5%

Exchange Rates

(Rs. Per Unit)

15-Nov-23	TT Buying	TT Selling
USD	322.5830	332.9839
GBP	401.6305	417.5422
EUR	349.1896	364.1841
JPY	2.1334	2.2229

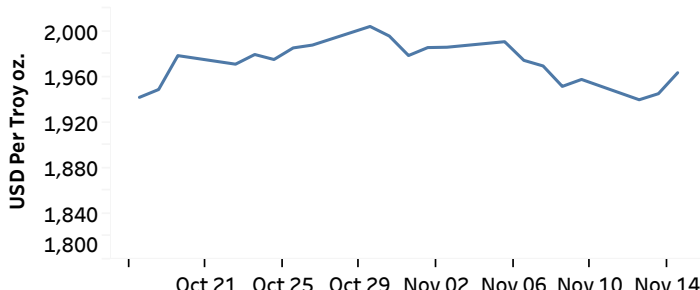
Indicative Rate of the USD/LKR Spot Exchange Rate



Source: Central Bank of Sri Lanka

Gold Price

13-Nov-23	14-Nov-23	15-Nov-23
USD 1,939.95	USD 1,945.28	USD 1,963.62

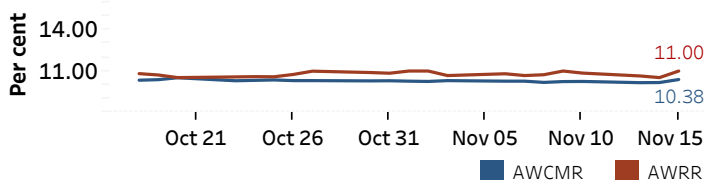


Source: Reuters

Money Market

Policy Rates: SDF Rate: 10.00% SLF Rate: 11.00% SRR: 2.00%

Overnight Money Market



Yield Rates of T-Bills

(per cent)

	Primary Market 15-Nov-23	Secondary Market 15-Nov-23 ^(a)
91 Day	15.39	15.40
182 Day	14.75	14.73
364 Day	12.96	12.90

Source: Central Bank of Sri Lanka

Overnight Liquidity (Rs. bn)	14-Nov-23	15-Nov-23
	-29.16	-46.84

Share Market

15-Nov-23

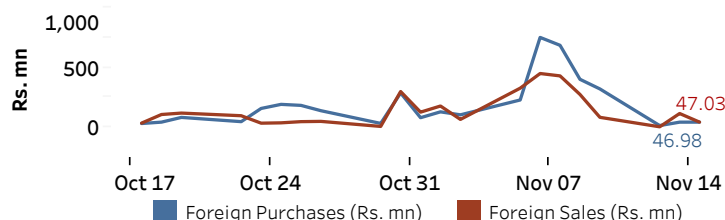
ASPI	▼	10,723.65
S&P SL20	▼	3,026.72

Daily Turnover

Rs. 787.18 mn

Market Capitalisation	PE Ratio
Rs. 4,314.40 bn	11.12

Foreign Purchases and Sales

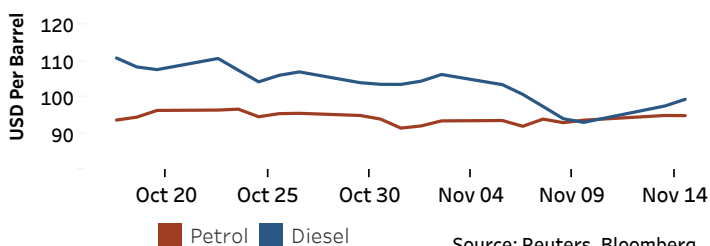


Source: Colombo Stock Exchange

Energy

Petroleum Products (USD per Barrel)

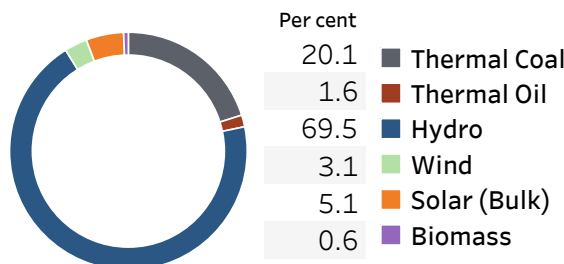
Crude Oil			Refined (Singapore Platts)		
16-Nov-23 ^(b)			15-Nov-23		
Brent	WTI	OPEC	Petrol	Diesel	Kerosene
80.64	76.18	83.71	94.95	99.48	105.40



Source: Reuters, Bloomberg

Electricity Generation

	14-Nov-23	15-Nov-23
Total Energy (GWh)	42.70	42.85
Peak Demand (MW)	2,132.10	2,177.40



Source: Ceylon Electricity Board

(a) Based on actual transactions above Rs. 50 mn reported up to 4.00 PM

(b) Updated at 8.00 AM

Published on 16-Nov-2023