

Daily Economic Indicators 14 November 2023



Central Bank of Sri Lanka
Statistics Department

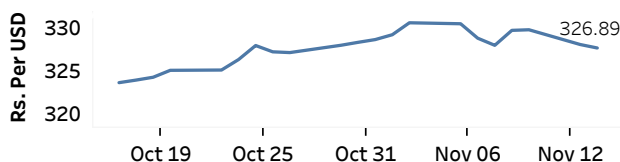
Real GDP Growth: 2023 Q2 -3.1% NCPI Y-o-Y Change: September 0.8% CCPI Y-o-Y Change: October 1.5%

Exchange Rates

(Rs. Per Unit)

14-Nov-23	TT Buying	TT Selling
USD	321.7140	332.3660
GBP	393.4731	409.4155
EUR	342.4773	357.4613
JPY	2.1132	2.2008

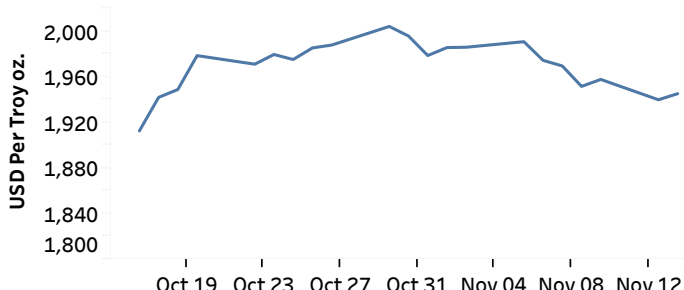
Indicative Rate of the USD/LKR Spot Exchange Rate



Source: Central Bank of Sri Lanka

Gold Price

10-Nov-23	13-Nov-23	14-Nov-23
USD 1,957.74	USD 1,939.95	USD 1,945.28

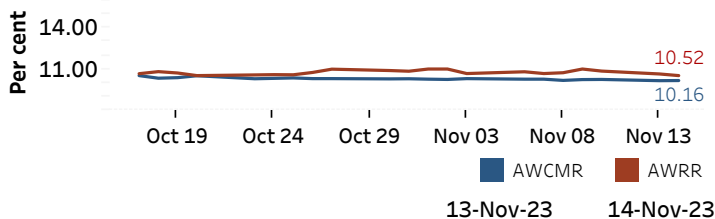


Source: Reuters

Money Market

Policy Rates: SDF Rate: 10.00% SLF Rate: 11.00% SRR: 2.00%

Overnight Money Market



Yield Rates of T-Bills

(per cent)

	Primary Market 08-Nov-23	Secondary Market 14-Nov-23 ^(a)
91 Day	15.64	15.29
182 Day	14.81	-
364 Day	12.99	-

Source: Central Bank of Sri Lanka

Overnight Liquidity (Rs. bn)	13-Nov-23	14-Nov-23
	-37.57	-29.16

Share Market

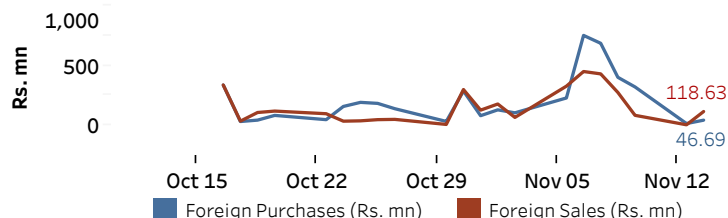
14-Nov-23

ASPI	▼	10,775.43
S&P SL20	▼	3,040.56

Daily Turnover

Rs.891.51 mn

Market Capitalisation	PE Ratio
Rs. 4,335.36 bn	11.18

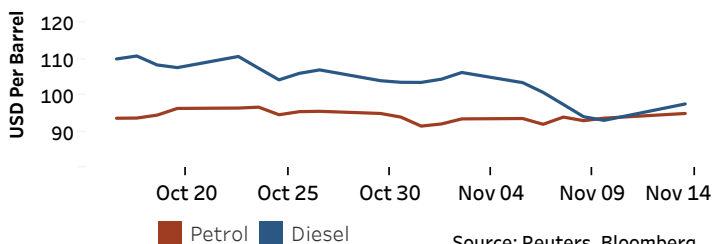


Source: Colombo Stock Exchange

Energy

Petroleum Products (USD per Barrel)

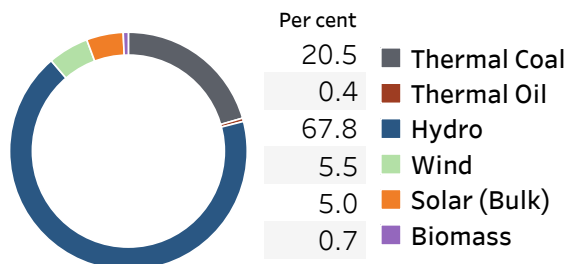
Crude Oil			Refined (Singapore Platts)		
15-Nov-23 ^(b)	10-Nov-23		14-Nov-23		
Brent	WTI	OPEC	Petrol	Diesel	Kerosene
82.36	78.09	83.71	95.00	97.64	105.33



Source: Reuters, Bloomberg

Electricity Generation

	13-Nov-23	14-Nov-23
Total Energy (GWh)	40.78	42.70
Peak Demand (MW)	2,057.70	2,132.10



Source: Ceylon Electricity Board

(a) Based on actual transactions above Rs. 50 mn reported up to 4.00 PM

(b) Updated at 8.00 AM

Published on 15-Nov-2023