

Daily Economic Indicators 13 November 2023



Central Bank of Sri Lanka
Statistics Department

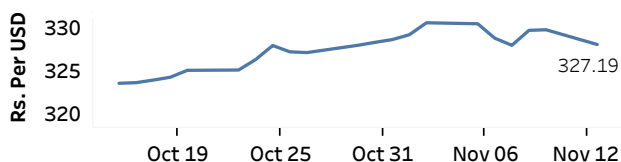
Real GDP Growth: 2023 Q2 -3.1% NCPI Y-o-Y Change: September 0.8% CCPI Y-o-Y Change: October 1.5%

Exchange Rates

(Rs. Per Unit)

13-Nov-23	TT Buying	TT Selling
USD	322.1205	332.4780
GBP	392.2651	408.2560
EUR	342.2119	357.2215
JPY	2.1140	2.2042

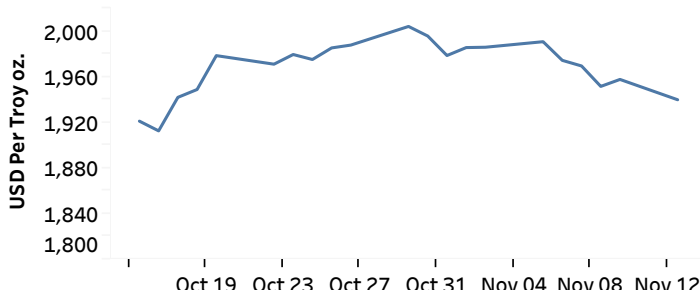
Indicative Rate of the USD/LKR Spot Exchange Rate



Source: Central Bank of Sri Lanka

Gold Price

09-Nov-23	10-Nov-23	13-Nov-23
USD 1,951.65	USD 1,957.74	USD 1,939.95

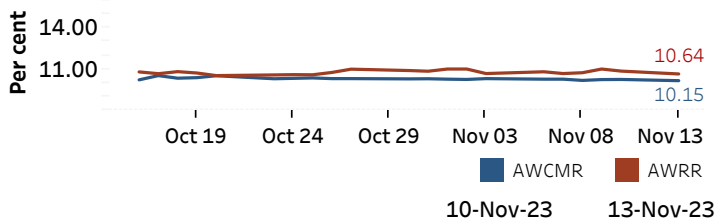


Source: Reuters

Money Market

Policy Rates: SDF Rate: 10.00% SLF Rate: 11.00% SRR: 2.00%

Overnight Money Market



Yield Rates of T-Bills

(per cent)

	Primary Market 08-Nov-23	Secondary Market 13-Nov-23 ^(a)
91 Day	15.64	14.65
182 Day	14.81	-
364 Day	12.99	-

Source: Central Bank of Sri Lanka

Overnight Liquidity (Rs. bn)	10-Nov-23	13-Nov-23
	176.54	-37.57

Share Market

13-Nov-23

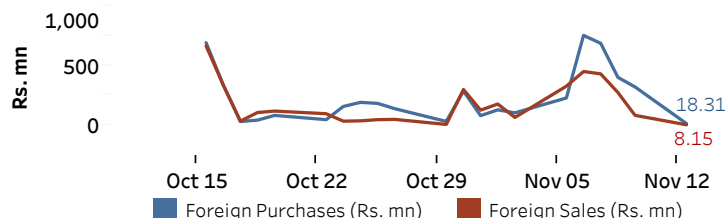
ASPI	▲	10,898.90
S&P SL20	▲	3,087.20

Daily Turnover

Rs.558.68 mn

Market Capitalisation	PE Ratio
Rs. 4,376.99 bn	11.28

Foreign Purchases and Sales

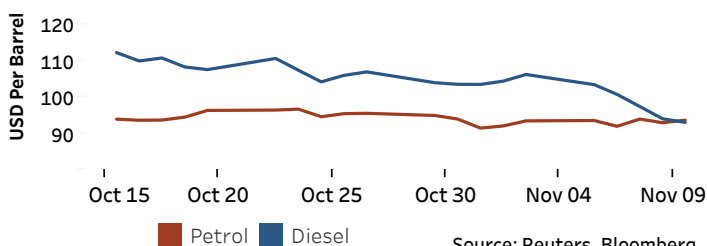


Source: Colombo Stock Exchange

Energy

Petroleum Products (USD per Barrel)

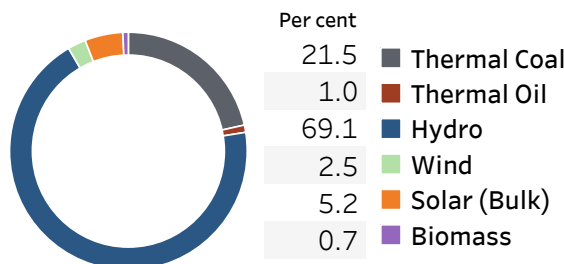
Crude Oil			Refined (Singapore Platts)		
14-Nov-23 ^(b)	10-Nov-23	10-Nov-23	10-Nov-23		
Brent	WTI	OPEC	Petrol	Diesel	Kerosene
82.94	78.71	83.71	93.70	93.09	101.28



Source: Reuters, Bloomberg

Electricity Generation

	12-Nov-23	13-Nov-23
Total Energy (GWh)	34.38	40.78
Peak Demand (MW)	1,706.60	2,057.70



Source: Ceylon Electricity Board

(a) Based on actual transactions above Rs. 50 mn reported up to 4.00 PM

(b) Updated at 8.00 AM

Published on 14-Nov-2023