

Daily Economic Indicators 10 November 2023



Central Bank of Sri Lanka
Statistics Department

Real GDP Growth: 2023 Q2 -3.1%

NCPI Y-o-Y Change: September 0.8%

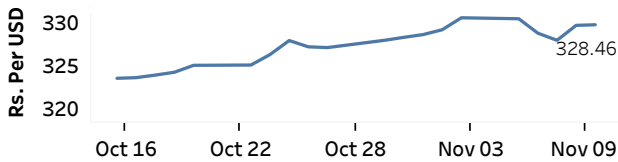
CCPI Y-o-Y Change: October 1.5%

Exchange Rates

(Rs. Per Unit)

10-Nov-23	TT Buying	TT Selling
USD	322.4014	332.7760
GBP	393.0190	408.5714
EUR	342.3321	357.2417
JPY	2.1251	2.2120

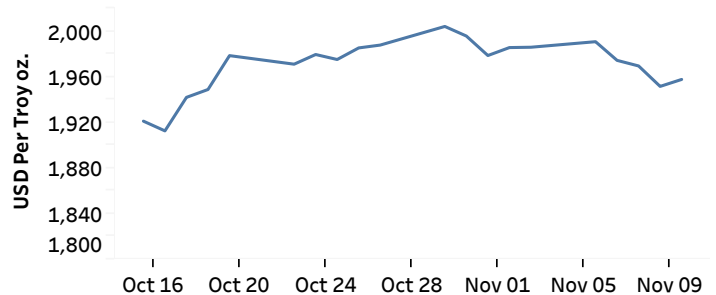
Indicative Rate of the USD/LKR Spot Exchange Rate



Source: Central Bank of Sri Lanka

Gold Price

08-Nov-23	09-Nov-23	10-Nov-23
USD 1,969.55	USD 1,951.65	USD 1,957.74



Source: Reuters

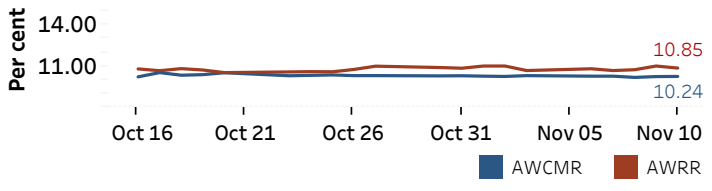
Money Market

Policy Rates: SDF Rate: 10.00%

SLF Rate: 11.00%

SRR: 2.00%

Overnight Money Market



Overnight Liquidity (Rs. bn)	09-Nov-23	10-Nov-23
	-13.21	176.54

Yield Rates of T-Bills

(per cent)

	Primary Market 08-Nov-23	Secondary Market 10-Nov-23 ^(a)
91 Day	15.64	15.56
182 Day	14.81	14.70
364 Day	12.99	-

Source: Central Bank of Sri Lanka

Share Market

10-Nov-23

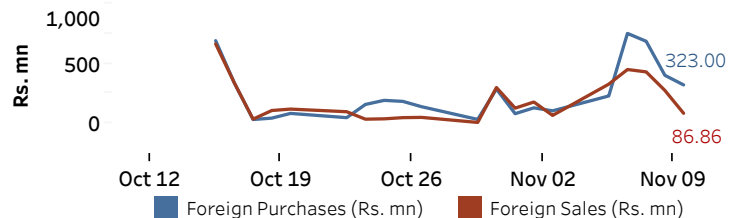
ASPI	▼	10,872.28
S&P SL20	▼	3,081.71

Daily Turnover

Rs.1,024.11 mn

Market Capitalisation	PE Ratio
Rs. 4,373.62 bn	11.27

Foreign Purchases and Sales

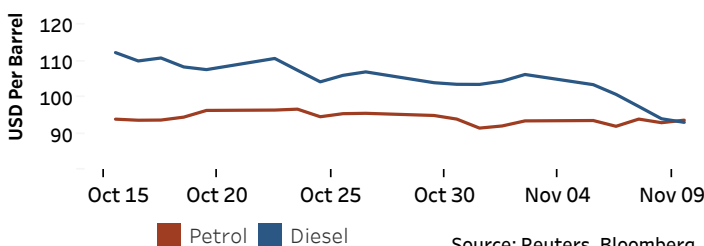


Source: Colombo Stock Exchange

Energy

Petroleum Products (USD per Barrel)

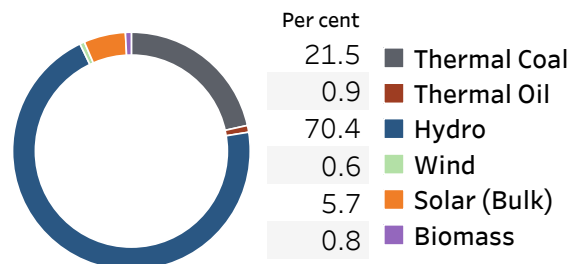
Crude Oil			Refined (Singapore Platts)		
13-Nov-23 ^(b)	09-Nov-23		10-Nov-23		
Brent	WTI	OPEC	Petrol	Diesel	Kerosene
80.97	76.71	83.22	93.70	93.09	101.28



Source: Reuters, Bloomberg

Electricity Generation

	09-Nov-23	10-Nov-23
Total Energy (GWh)	41.61	40.36
Peak Demand (MW)	1,980.90	2,021.80



Source: Ceylon Electricity Board

(a) Based on actual transactions above Rs. 50 mn reported up to 4.00 PM

(b) Updated at 8.00 AM

Published on 13-Nov-2023