



Real GDP Growth: 2023 Q2 -3.1%

NCPI Y-o-Y Change: September 0.8%

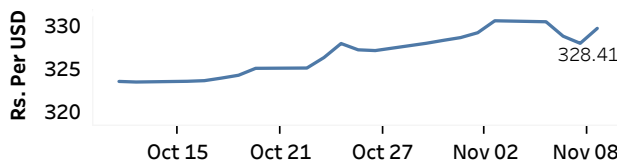
CCPI Y-o-Y Change: October 1.5%

Exchange Rates

(Rs. Per Unit)

09-Nov-23	TT Buying	TT Selling
USD	323.1579	333.6374
GBP	395.8422	411.3902
EUR	344.5081	359.2697
JPY	2.1327	2.2222

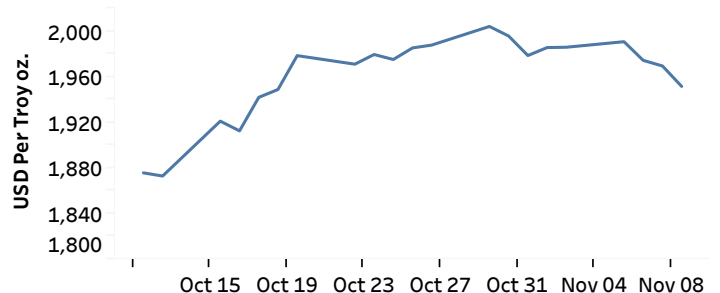
Indicative Rate of the USD/LKR Spot Exchange Rate



Source: Central Bank of Sri Lanka

Gold Price

07-Nov-23	08-Nov-23	09-Nov-23
USD 1,974.44	USD 1,969.55	USD 1,951.65



Source: Reuters

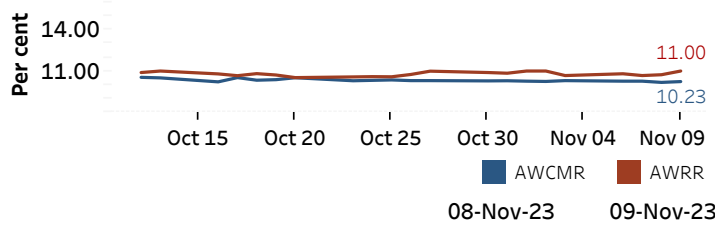
Money Market

Policy Rates: SDF Rate: 10.00%

SLF Rate: 11.00%

SRR: 2.00%

Overnight Money Market



Overnight Liquidity (Rs. bn)	08-Nov-23	09-Nov-23
	-14.90	-13.21

Yield Rates of T-Bills

(per cent)

	Primary Market 08-Nov-23	Secondary Market 09-Nov-23 ^(a)
91 Day	15.64	15.59
182 Day	14.81	-
364 Day	12.99	-

Source: Central Bank of Sri Lanka

Share Market

09-Nov-23

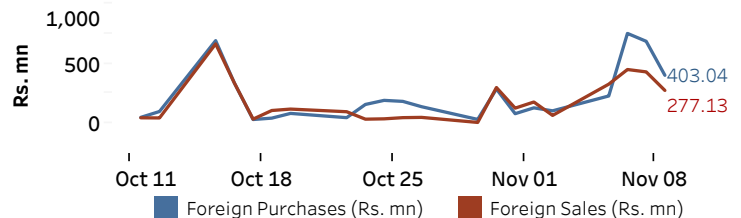
ASPI	▼	10,889.48
S&P SL20	▼	3,088.93

Daily Turnover

Rs. 2,385.38 mn

Market Capitalisation	PE Ratio
Rs. 4,380.60 bn	11.29

Foreign Purchases and Sales

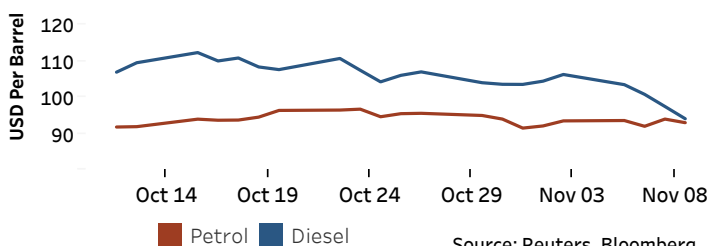


Source: Colombo Stock Exchange

Energy

Petroleum Products (USD per Barrel)

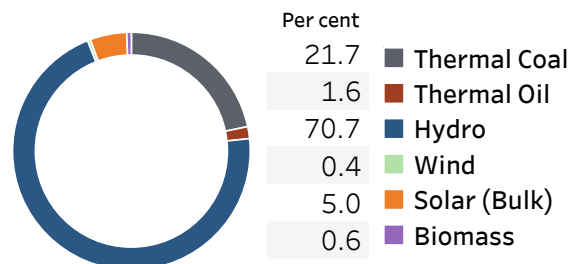
Crude Oil			Refined (Singapore Platts)		
10-Nov-23 ^(b)	08-Nov-23		09-Nov-23		
Brent	WTI	OPEC	Petrol	Diesel	Kerosene
80.01	75.53	84.27	93.00	94.09	102.10



Source: Reuters, Bloomberg

Electricity Generation

	08-Nov-23	09-Nov-23
Total Energy (GWh)	41.49	41.61
Peak Demand (MW)	2,003.20	1,980.90



Source: Ceylon Electricity Board

(a) Based on actual transactions above Rs. 50 mn reported up to 4.00 PM

(b) Updated at 8.00 AM

Published on 10-Nov-2023