



Real GDP Growth: 2023 Q2 -3.1%

NCPI Y-o-Y Change: September 0.8%

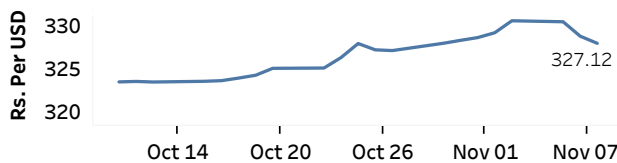
CCPI Y-o-Y Change: October 1.5%

Exchange Rates

(Rs. Per Unit)

08-Nov-23	TT Buying	TT Selling
USD	322.5072	332.7923
GBP	395.0463	410.5829
EUR	343.0363	357.8805
JPY	2.1338	2.2239

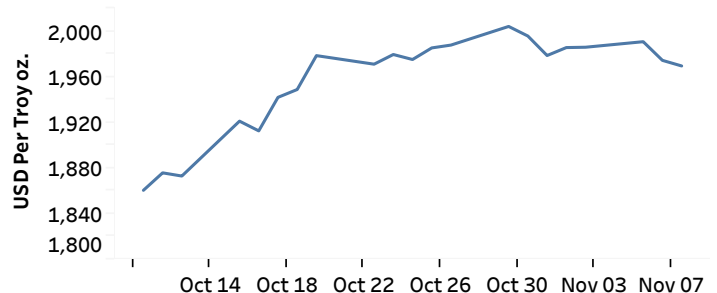
Indicative Rate of the USD/LKR Spot Exchange Rate



Source: Central Bank of Sri Lanka

Gold Price

06-Nov-23	07-Nov-23	08-Nov-23
USD 1,990.80	USD 1,974.44	USD 1,969.55



Source: Reuters

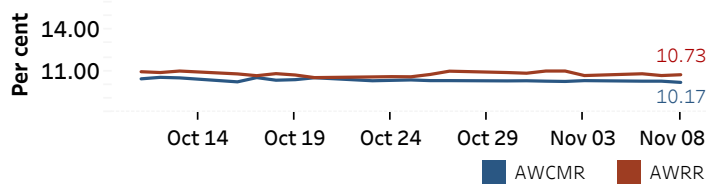
Money Market

Policy Rates: SDF Rate: 10.00%

SLF Rate: 11.00%

SRR: 2.00%

Overnight Money Market



Overnight Liquidity (Rs. bn)	07-Nov-23	08-Nov-23
	-20.55	-14.90

Yield Rates of T-Bills

(per cent)

	Primary Market 08-Nov-23	Secondary Market 08-Nov-23 ^(a)
91 Day	15.64	15.68
182 Day	14.81	14.78
364 Day	12.99	13.00

Source: Central Bank of Sri Lanka

Share Market

08-Nov-23

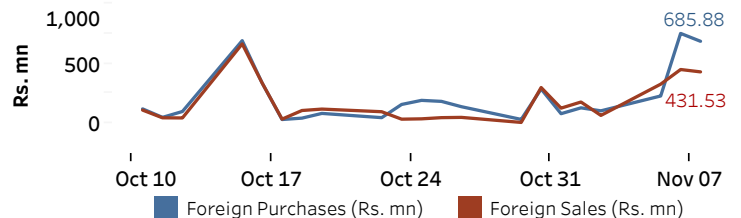
ASPI	▲	10,938.05
S&P SL20	▲	3,105.19

Daily Turnover

Rs.1,822.64 mn

Market Capitalisation	PE Ratio
Rs. 4,392.77 bn	11.32

Foreign Purchases and Sales

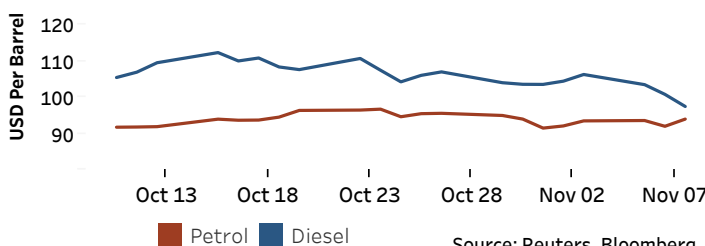


Source: Colombo Stock Exchange

Energy

Petroleum Products (USD per Barrel)

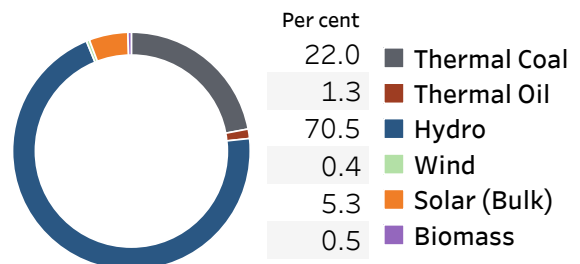
Crude Oil			Refined (Singapore Platts)		
09-Nov-23 ^(b)			08-Nov-23		
Brent	WTI	OPEC	Petrol	Diesel	Kerosene
79.80	75.62	86.50	94.00	97.49	105.90



Source: Reuters, Bloomberg

Electricity Generation

	07-Nov-23	08-Nov-23
Total Energy (GWh)	40.80	41.49
Peak Demand (MW)	1,931.40	2,003.20



Source: Ceylon Electricity Board

(a) Based on actual transactions above Rs. 50 mn reported up to 4.00 PM

(b) Updated at 8.00 AM

Published on 09-Nov-2023