

Daily Economic Indicators 07 November 2023



Central Bank of Sri Lanka
Statistics Department

Real GDP Growth: 2023 Q2 -3.1%

NCPI Y-o-Y Change: September 0.8%

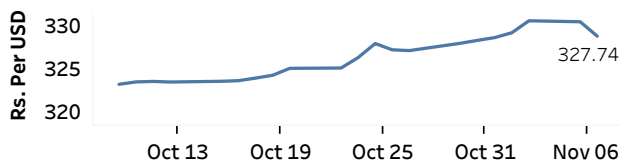
CCPI Y-o-Y Change: October 1.5%

Exchange Rates

(Rs. Per Unit)

07-Nov-23	TT Buying	TT Selling
USD	321.5916	331.9647
GBP	395.5710	411.3295
EUR	342.7388	357.6525
JPY	2.1341	2.2241

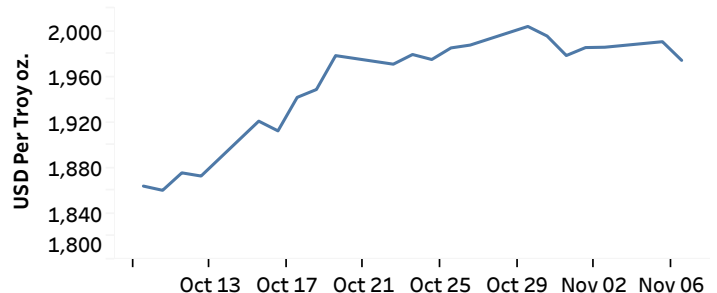
Indicative Rate of the USD/LKR Spot Exchange Rate



Source: Central Bank of Sri Lanka

Gold Price

03-Nov-23	06-Nov-23	07-Nov-23
USD 1,985.94	USD 1,990.80	USD 1,974.44



Source: Reuters

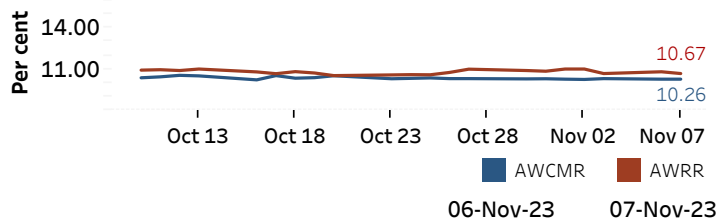
Money Market

Policy Rates: SDF Rate: 10.00%

SLF Rate: 11.00%

SRR: 2.00%

Overnight Money Market



Yield Rates of T-Bills

(per cent)
Primary Market 01-Nov-23
Secondary Market 07-Nov-23^(a)

	01-Nov-23	07-Nov-23 ^(a)
91 Day	15.93	15.12
182 Day	14.93	14.60
364 Day	13.02	-

Source: Central Bank of Sri Lanka

Overnight Liquidity (Rs. bn)	06-Nov-23	07-Nov-23
	-20.90	-20.55

Share Market

07-Nov-23

ASPI	▲	10,871.81
S&P SL20	▲	3,071.02

Daily Turnover

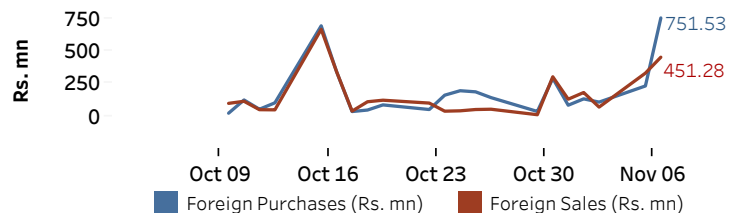
Rs.1,933.22 mn

Market Capitalisation

Rs. 4,385.17 bn

PE Ratio

11.30

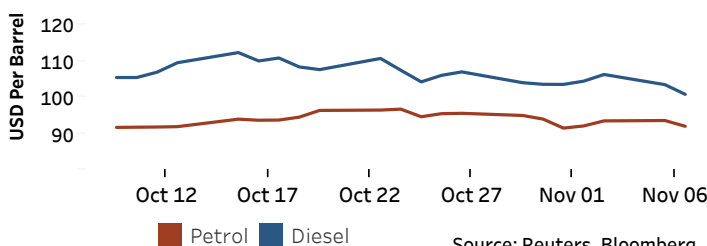


Source: Colombo Stock Exchange

Energy

Petroleum Products (USD per Barrel)

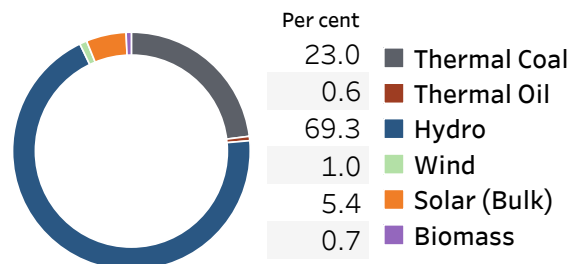
Crude Oil			Refined (Singapore Platts)		
08-Nov-23 ^(b)			07-Nov-23		
Brent	WTI	OPEC	Petrol	Diesel	Kerosene
81.28	76.89	88.86	92.00	100.85	109.02



Source: Reuters, Bloomberg

Electricity Generation

	06-Nov-23	07-Nov-23
Total Energy (GWh)	40.09	40.80
Peak Demand (MW)	1,962.00	1,931.40



Source: Ceylon Electricity Board

(a) Based on actual transactions above Rs. 50 mn reported up to 4.00 PM

(b) Updated at 8.00 AM

Published on 08-Nov-2023