



Real GDP Growth: 2023 Q2 -3.1%

NCPI Y-o-Y Change: September 0.8%

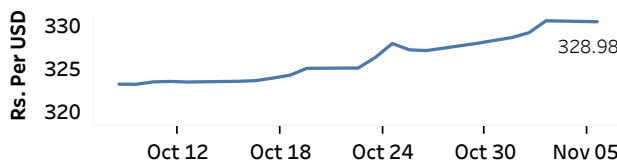
CCPI Y-o-Y Change: October 1.5%

Exchange Rates

(Rs. Per Unit)

06-Nov-23	TT Buying	TT Selling
USD	323.9491	334.4083
GBP	399.4883	415.4153
EUR	346.0475	360.9021
JPY	2.1570	2.2471

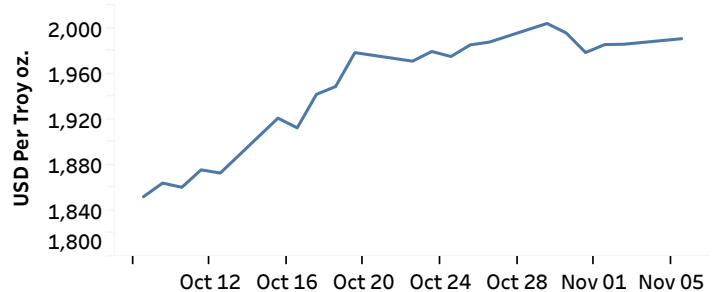
Indicative Rate of the USD/LKR Spot Exchange Rate



Source: Central Bank of Sri Lanka

Gold Price

02-Nov-23	03-Nov-23	06-Nov-23
USD 1,985.64	USD 1,985.94	USD 1,990.80



Source: Reuters

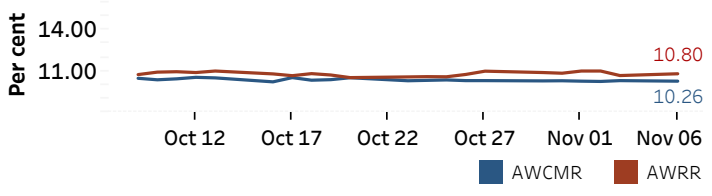
Money Market

Policy Rates: SDF Rate: 10.00%

SLF Rate: 11.00%

SRR: 2.00%

Overnight Money Market



Yield Rates of T-Bills

(per cent)

	Primary Market 01-Nov-23	Secondary Market 06-Nov-23 ^(a)
91 Day	15.93	15.36
182 Day	14.93	-
364 Day	13.02	-

Source: Central Bank of Sri Lanka

Overnight Liquidity (Rs. bn)	03-Nov-23	06-Nov-23
	186.56	-20.90

Share Market

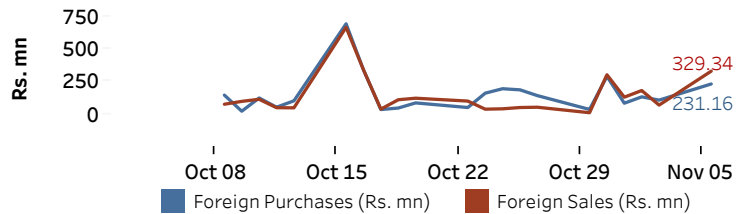
06-Nov-23

ASPI	▲	10,791.99
S&P SL20	▲	3,046.51

Daily Turnover

Rs. 780.32 mn

Market Capitalisation	PE Ratio
Rs. 4,343.85 bn	11.20

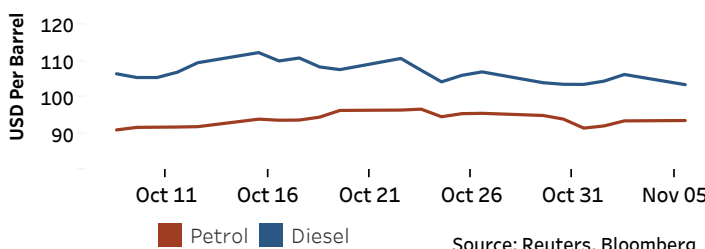


Source: Colombo Stock Exchange

Energy

Petroleum Products (USD per Barrel)

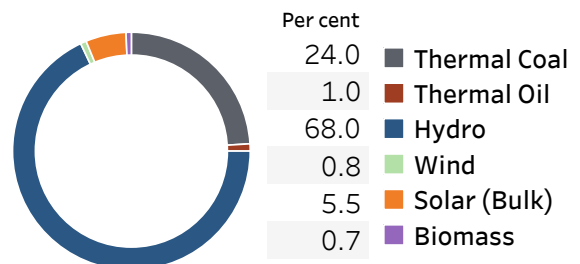
Crude Oil			Refined (Singapore Platts)		
07-Nov-23 ^(b)	03-Nov-23		06-Nov-23		
Brent	WTI	OPEC	Petrol	Diesel	Kerosene
84.93	80.59	89.10	93.60	103.54	110.42



Source: Reuters, Bloomberg

Electricity Generation

	05-Nov-23	06-Nov-23
Total Energy (GWh)	34.25	40.09
Peak Demand (MW)	1,745.80	1,962.00



Source: Ceylon Electricity Board

(a) Based on actual transactions above Rs. 50 mn reported up to 4.00 PM

(b) Updated at 8.00 AM

Published on 07-Nov-2023