



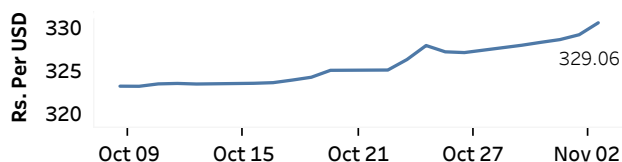
Real GDP Growth: 2023 Q2 -3.1% NCPI Y-o-Y Change: September 0.8% CCPI Y-o-Y Change: October 1.5%

Exchange Rates

(Rs. Per Unit)

03-Nov-23	TT Buying	TT Selling
USD	323.6552	334.1380
GBP	393.6456	409.3585
EUR	342.2980	357.1140
JPY	2.1442	2.2345

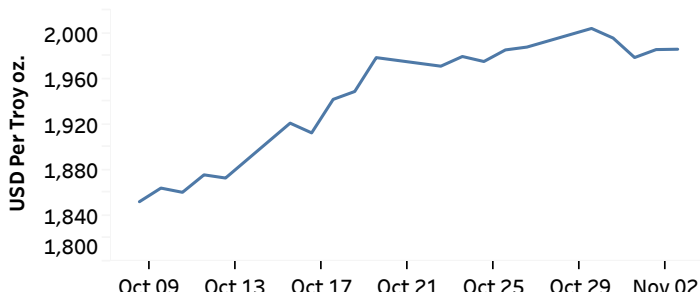
Indicative Rate of the USD/LKR Spot Exchange Rate



Source: Central Bank of Sri Lanka

Gold Price

01-Nov-23	02-Nov-23	03-Nov-23
USD 1,978.68	USD 1,985.64	USD 1,985.94

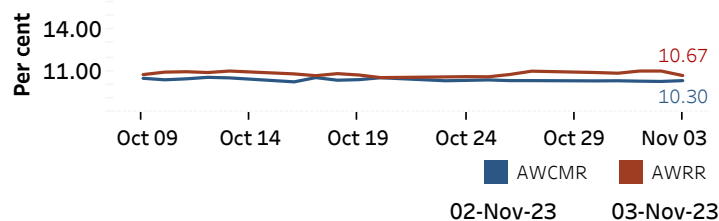


Source: Reuters

Money Market

Policy Rates: SDF Rate: 10.00% SLF Rate: 11.00% SRR: 2.00%

Overnight Money Market



Yield Rates of T-Bills

(per cent)

	Primary Market 01-Nov-23	Secondary Market 03-Nov-23 ^(a)
91 Day	15.93	15.62
182 Day	14.93	14.99
364 Day	13.02	-

Source: Central Bank of Sri Lanka

Overnight Liquidity (Rs. bn)	02-Nov-23	03-Nov-23
	-48.00	186.56

Share Market

03-Nov-23

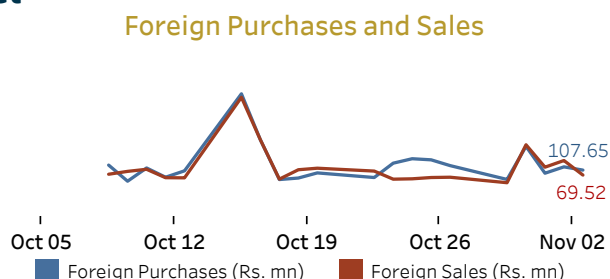
ASPI	▼	10,789.87
S&P SL20	▼	3,031.28

Daily Turnover

Rs.513.48 mn

Market Capitalisation	PE Ratio
Rs. 4,337.93 bn	11.18

Rs. mn

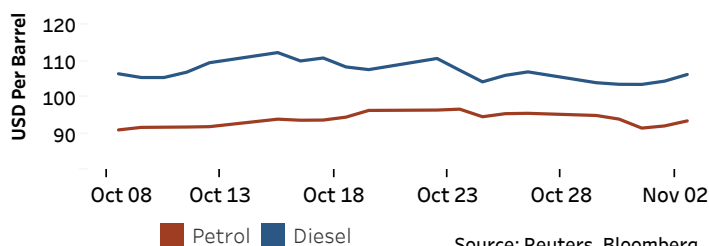


Source: Colombo Stock Exchange

Energy

Petroleum Products (USD per Barrel)

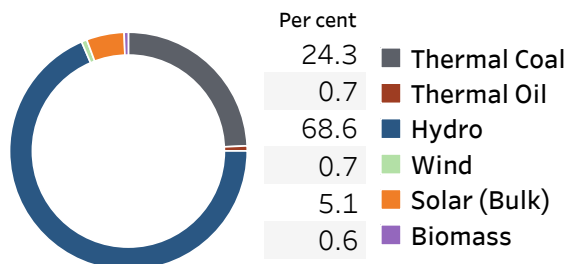
Crude Oil			Refined (Singapore Platts)		
06-Nov-23 ^(b)			03-Nov-23		
Brent	WTI	OPEC	Petrol	Diesel	Kerosene
85.14	80.88	89.04	93.50	106.36	112.98



Source: Reuters, Bloomberg

Electricity Generation

	02-Nov-23	03-Nov-23
Total Energy (GWh)	41.85	42.15
Peak Demand (MW)	2,095.00	2,005.70



Source: Ceylon Electricity Board