

Daily Economic Indicators 02 November 2023



Central Bank of Sri Lanka
Statistics Department

Real GDP Growth: 2023 Q2 -3.1%

NCPI Y-o-Y Change: September 0.8%

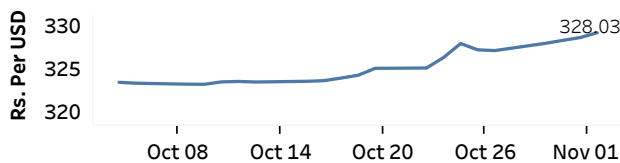
CCPI Y-o-Y Change: October 1.5%

Exchange Rates

(Rs. Per Unit)

02-Nov-23	TT Buying	TT Selling
USD	322.4404	333.4354
GBP	392.6132	407.8138
EUR	340.6046	355.0497
JPY	2.1411	2.2286

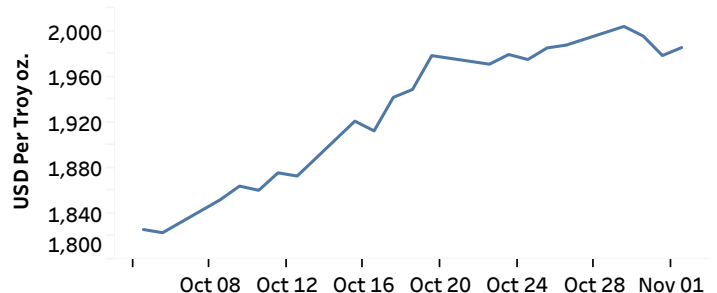
Indicative Rate of the USD/LKR Spot Exchange Rate



Source: Central Bank of Sri Lanka

Gold Price

31-Oct-23	01-Nov-23	02-Nov-23
USD 1,995.75	USD 1,978.68	USD 1,985.64



Source: Reuters

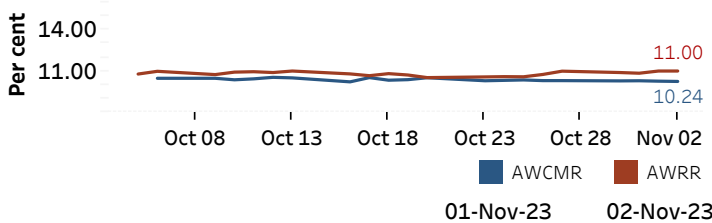
Money Market

Policy Rates: SDF Rate: 10.00%

SLF Rate: 11.00%

SRR: 2.00%

Overnight Money Market



Overnight Liquidity (Rs. bn)	01-Nov-23	02-Nov-23
	24.92	-48.00

Yield Rates of T-Bills

(per cent)

	Primary Market 01-Nov-23	Secondary Market 02-Nov-23 ^(a)
91 Day	15.93	15.58
182 Day	14.93	14.79
364 Day	13.02	-

Source: Central Bank of Sri Lanka

Share Market

02-Nov-23

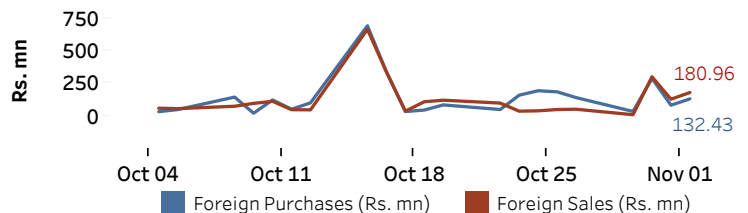
ASPI	▲	10,826.60
S&P SL20	▲	3,052.16

Daily Turnover

Rs.1,008.89 mn

Market Capitalisation	PE Ratio
Rs. 4,348.79 bn	11.21

Foreign Purchases and Sales

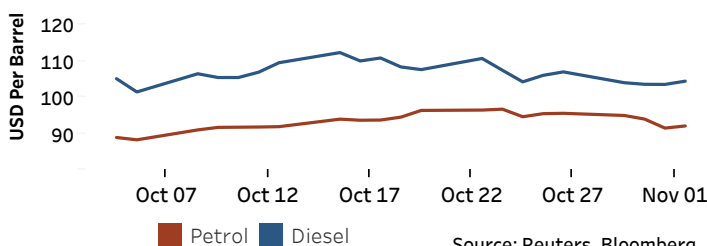


Source: Colombo Stock Exchange

Energy

Petroleum Products (USD per Barrel)

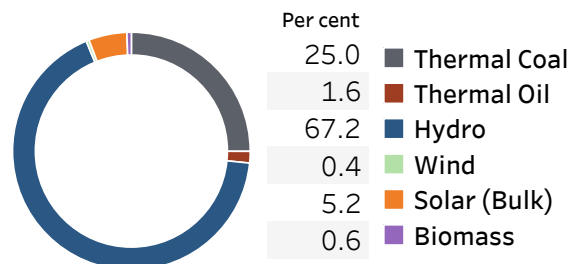
Crude Oil			Refined (Singapore Platts)		
03-Nov-23 ^(b)			02-Nov-23		
Brent	WTI	OPEC	Petrol	Diesel	Kerosene
86.75	82.44	88.56	92.10	104.51	110.74



Source: Reuters, Bloomberg

Electricity Generation

	01-Nov-23	02-Nov-23
Total Energy (GWh)	41.41	41.85
Peak Demand (MW)	1,995.20	2,095.00



Source: Ceylon Electricity Board

(a) Based on actual transactions above Rs. 50 mn reported up to 4.00 PM

(b) Updated at 8.00 AM

Published on 03-Nov-2023