

# Daily Economic Indicators 01 November 2023



Central Bank of Sri Lanka  
Statistics Department

Real GDP Growth: 2023 Q2 -3.1%

NCPI Y-o-Y Change: September 0.8%

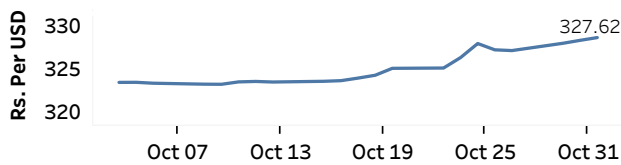
CCPI Y-o-Y Change: October 1.5%

## Exchange Rates

(Rs. Per Unit)

01-Nov-23	TT Buying	TT Selling
USD	322.3488	332.6334
GBP	390.2161	405.6788
EUR	339.2346	353.7796
JPY	2.1262	2.2138

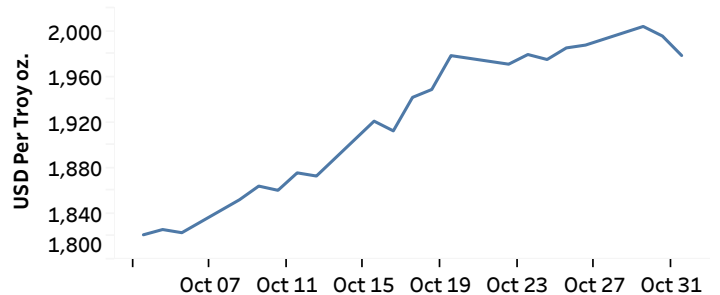
### Indicative Rate of the USD/LKR Spot Exchange Rate



Source: Central Bank of Sri Lanka

## Gold Price

30-Oct-23	31-Oct-23	01-Nov-23
USD 2,004.15	USD 1,995.75	USD 1,978.68



Source: Reuters

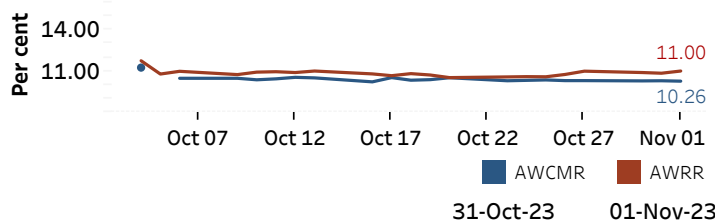
## Money Market

Policy Rates: SDF Rate: 10.00%

SLF Rate: 11.00%

SRR: 2.00%

### Overnight Money Market



### Yield Rates of T-Bills

(per cent)

	Primary Market 01-Nov-23	Secondary Market 01-Nov-23 <sup>(a)</sup>
91 Day	15.93	15.89
182 Day	14.93	14.93
364 Day	13.02	13.00

Source: Central Bank of Sri Lanka

Overnight Liquidity (Rs. bn)	31-Oct-23	01-Nov-23
	10.57	24.92

## Share Market

01-Nov-23

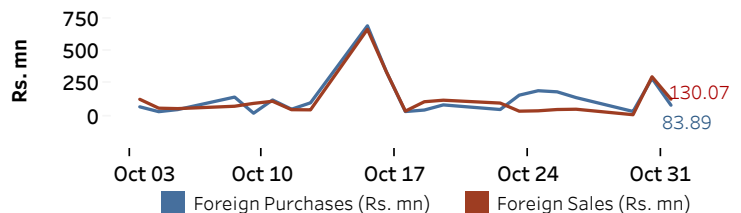
ASPI	▲	10,770.54
S&P SL20	▲	3,034.45

### Daily Turnover

Rs. 788.77 mn

Market Capitalisation	PE Ratio
Rs. 4,330.99 bn	11.16

### Foreign Purchases and Sales

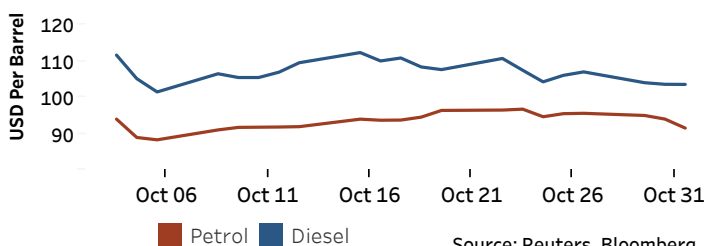


Source: Colombo Stock Exchange

## Energy

### Petroleum Products (USD per Barrel)

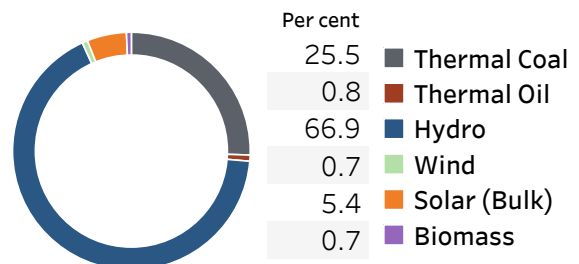
Crude Oil			Refined (Singapore Platts)		
02-Nov-23 <sup>(b)</sup>			01-Nov-23		
Brent	WTI	OPEC	Petrol	Diesel	Kerosene
85.36	81.19	91.10	91.50	103.61	109.89



Source: Reuters, Bloomberg

### Electricity Generation

	31-Oct-23	01-Nov-23
Total Energy (GWh)	41.68	41.41
Peak Demand (MW)	1,953.80	1,995.20



Source: Ceylon Electricity Board

(a) Based on actual transactions above Rs. 50 mn reported up to 4.00 PM

(b) Updated at 8.00 AM

Published on 02-Nov-2023