



Real GDP Growth: 2023 Q2 -3.1%

NCPI Y-o-Y Change: September 0.8%

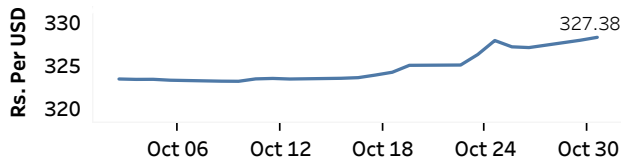
CCPI Y-o-Y Change: October 1.5%

Exchange Rates

(Rs. Per Unit)

31-Oct-23	TT Buying	TT Selling
USD	322.1725	332.5096
GBP	390.0806	405.6660
EUR	339.9450	354.5690
JPY	2.1463	2.2363

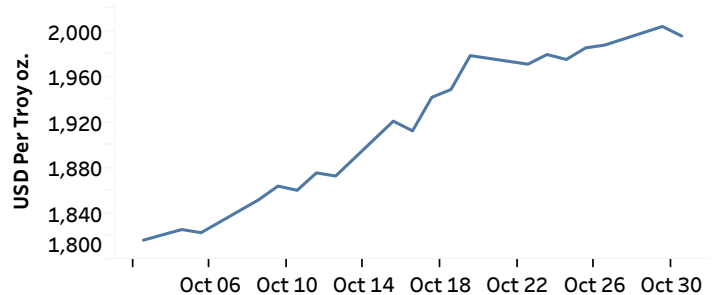
Indicative Rate of the USD/LKR Spot Exchange Rate



Source: Central Bank of Sri Lanka

Gold Price

27-Oct-23	30-Oct-23	31-Oct-23
USD 1,987.84	USD 2,004.15	USD 1,995.75



Source: Reuters

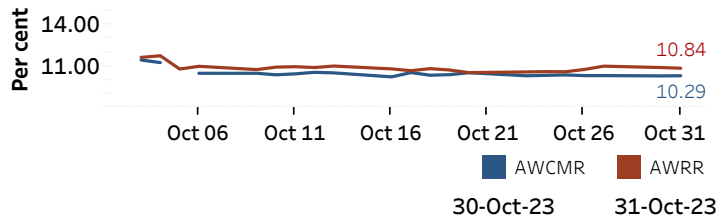
Money Market

Policy Rates: SDF Rate: 10.00%

SLF Rate: 11.00%

SRR: 2.00%

Overnight Money Market



Yield Rates of T-Bills

(per cent)

	Primary Market 25-Oct-23	Secondary Market 31-Oct-23 ^(a)
--	-----------------------------	--

91 Day	16.10	15.55
182 Day	14.93	-
364 Day	13.02	-

Source: Central Bank of Sri Lanka

Overnight Liquidity (Rs. bn)	30-Oct-23	31-Oct-23
	-7.63	10.57

Share Market

31-Oct-23

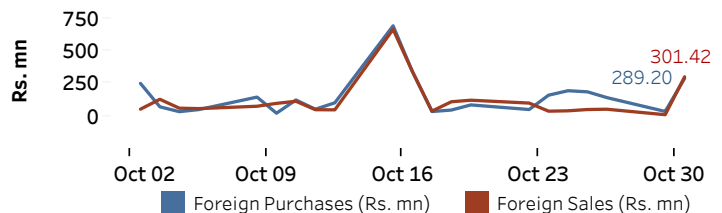
ASPI	▼	10,647.33
S&P SL20	▼	2,994.35

Daily Turnover

Rs. 739.57 mn

Market Capitalisation	PE Ratio
Rs. 4,296.24 bn	11.08

Foreign Purchases and Sales

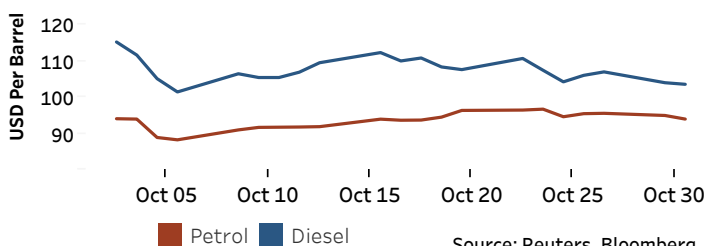


Source: Colombo Stock Exchange

Energy

Petroleum Products (USD per Barrel)

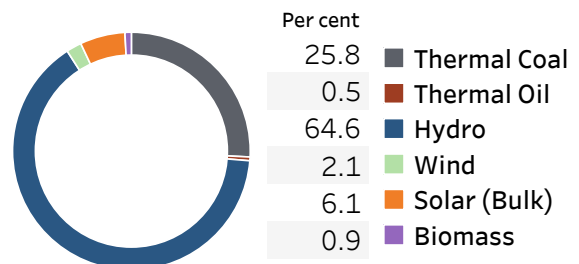
Crude Oil			Refined (Singapore Platts)		
01-Nov-23 ^(b)	30-Oct-23		31-Oct-23		
Brent	WTI	OPEC	Petrol	Diesel	Kerosene
87.41	81.29	91.10	94.00	103.64	109.59



Source: Reuters, Bloomberg

Electricity Generation

	30-Oct-23	31-Oct-23
Total Energy (GWh)	40.82	41.68
Peak Demand (MW)	1,930.30	1,953.80



Source: Ceylon Electricity Board