

Daily Economic Indicators 30 October 2023



Central Bank of Sri Lanka
Statistics Department

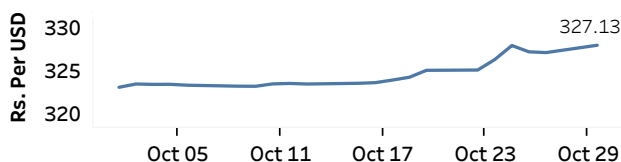
Real GDP Growth: 2023 Q2 -3.1% NCPI Y-o-Y Change: September 0.8% CCPI Y-o-Y Change: September 1.3%

Exchange Rates

(Rs. Per Unit)

30-Oct-23	TT Buying	TT Selling
USD	321.7060	332.4987
GBP	388.8779	404.1768
EUR	338.4374	352.9368
JPY	2.1430	2.2322

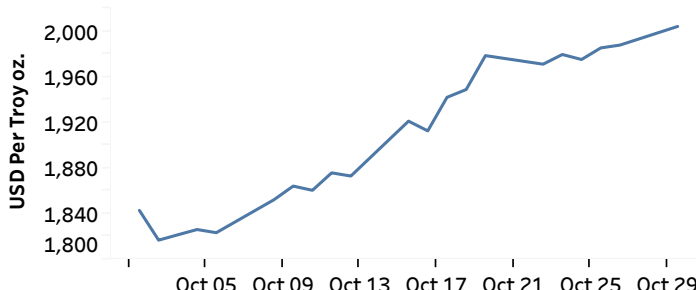
Indicative Rate of the USD/LKR Spot Exchange Rate



Source: Central Bank of Sri Lanka

Gold Price

26-Oct-23	27-Oct-23	30-Oct-23
USD 1,985.34	USD 1,987.84	USD 2,004.15

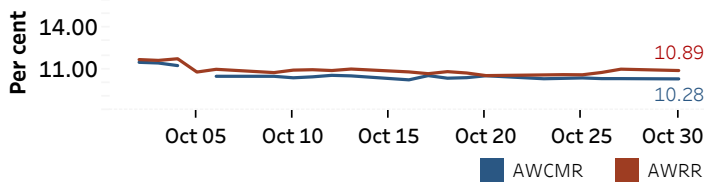


Source: Reuters

Money Market

Policy Rates: SDF Rate: 10.00% SLF Rate: 11.00% SRR: 2.00%

Overnight Money Market



Yield Rates of T-Bills

(per cent)

	Primary Market 25-Oct-23	Secondary Market 30-Oct-23 ^(a)
91 Day	16.10	-
182 Day	14.93	14.80
364 Day	13.02	-

Source: Central Bank of Sri Lanka

Overnight Liquidity (Rs. bn)	27-Oct-23	30-Oct-23
	166.38	-7.63

Share Market

30-Oct-23

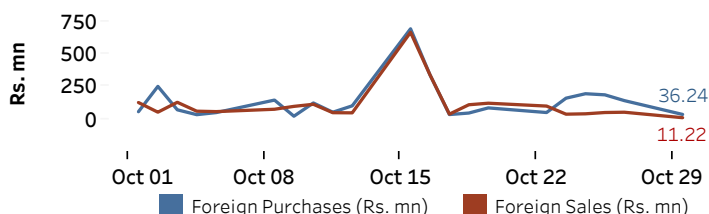
ASPI	▼	10,687.99
S&P SL20	▲	3,015.44

Daily Turnover

Rs.396.91 mn

Market Capitalisation	PE Ratio
Rs. 4,302.23 bn	11.09

Foreign Purchases and Sales

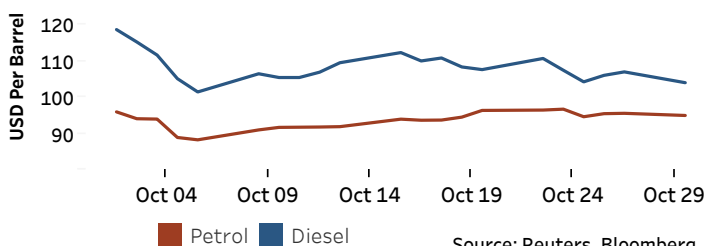


Source: Colombo Stock Exchange

Energy

Petroleum Products (USD per Barrel)

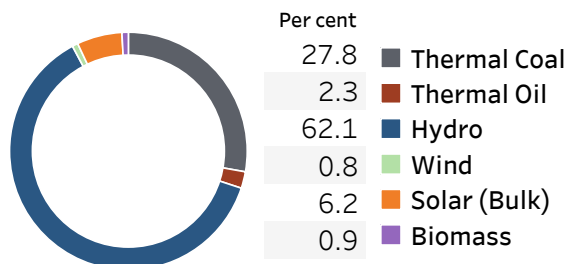
Crude Oil			Refined (Singapore Platts)		
31-Oct-23 ^(b)	27-Oct-23	OPEC	Petrol	Diesel	Kerosene
Brent	WTI	91.60	95.00	104.08	110.02
88.14	82.86				



Source: Reuters, Bloomberg

Electricity Generation

	29-Oct-23	30-Oct-23
Total Energy (GWh)	33.66	40.82
Peak Demand (MW)	1,711.00	1,930.30



Source: Ceylon Electricity Board

(a) Based on actual transactions above Rs. 50 mn reported up to 4.00 PM

(b) Updated at 8.00 AM

Published on 31-Oct-2023