



Real GDP Growth: 2023 Q2 -3.1%

NCPI Y-o-Y Change: September 0.8%

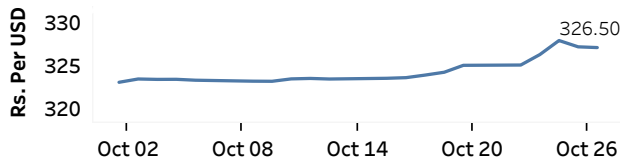
CCPI Y-o-Y Change: September 1.3%

### Exchange Rates

(Rs. Per Unit)

27-Oct-23	TT Buying	TT Selling
USD	321.5495	332.0178
GBP	388.6868	404.5148
EUR	337.8890	352.6820
JPY	2.1318	2.2220

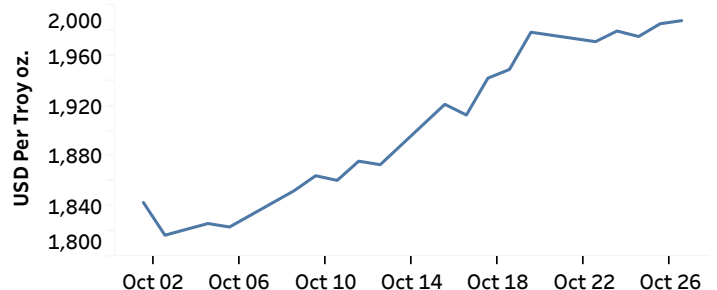
#### Indicative Rate of the USD/LKR Spot Exchange Rate



Source: Central Bank of Sri Lanka

### Gold Price

25-Oct-23	26-Oct-23	27-Oct-23
USD 1,975.19	USD 1,985.34	USD 1,987.84



Source: Reuters

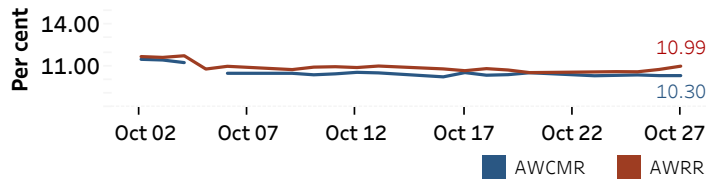
### Money Market

Policy Rates: SDF Rate: 10.00%

SLF Rate: 11.00%

SRR: 2.00%

#### Overnight Money Market



#### Yield Rates of T-Bills

(per cent)

	Primary Market 25-Oct-23	Secondary Market 27-Oct-23 <sup>(a)</sup>
--	-----------------------------	--

91 Day	16.10	15.91
182 Day	14.93	-
364 Day	13.02	-

Source: Central Bank of Sri Lanka

Overnight Liquidity (Rs. bn)	26-Oct-23	27-Oct-23
	-68.63	166.38

### Share Market

27-Oct-23

ASPI	▲	10,689.50
S&P SL20	▲	3,015.37

#### Daily Turnover

Rs.659.64 mn

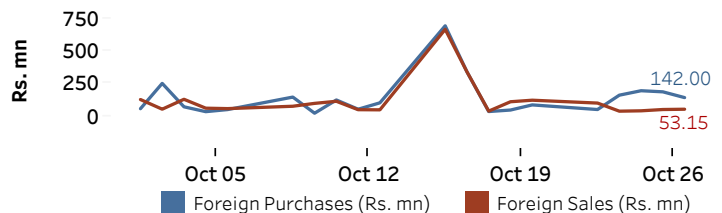
Market Capitalisation

Rs. 4,305.43 bn

PE Ratio

11.10

#### Foreign Purchases and Sales

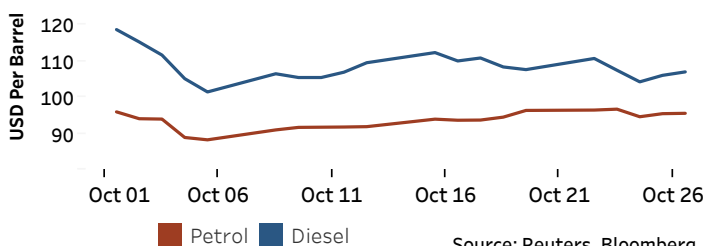


Source: Colombo Stock Exchange

### Energy

#### Petroleum Products (USD per Barrel)

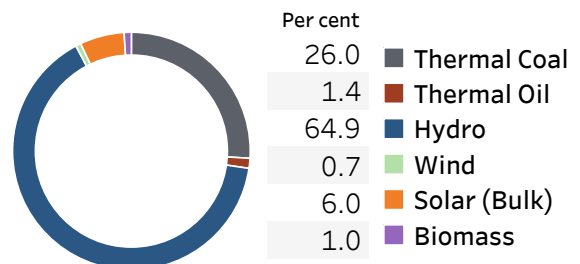
Crude Oil			Refined (Singapore Platts)		
30-Oct-23 <sup>(b)</sup>			27-Oct-23		
Brent	WTI	OPEC	Petrol	Diesel	Kerosene
89.83	84.79	91.68	95.60	107.08	112.98



Source: Reuters, Bloomberg

#### Electricity Generation

	26-Oct-23	27-Oct-23
Total Energy (GWh)	42.82	42.68
Peak Demand (MW)	2,095.20	2,060.00



Source: Ceylon Electricity Board

(a) Based on actual transactions above Rs. 50 mn reported up to 4.00 PM

(b) Updated at 8.00 AM

Published on 30-Oct-2023