

Daily Economic Indicators 26 October 2023



Central Bank of Sri Lanka
Statistics Department

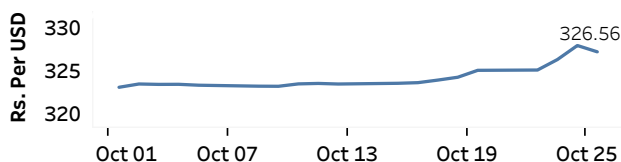
Real GDP Growth: 2023 Q2 -3.1% NCPI Y-o-Y Change: September 0.8% CCPI Y-o-Y Change: September 1.3%

Exchange Rates

(Rs. Per Unit)

26-Oct-23	TT Buying	TT Selling
USD	321.3904	331.9361
GBP	387.1428	402.7622
EUR	337.4121	352.1192
JPY	2.1286	2.2185

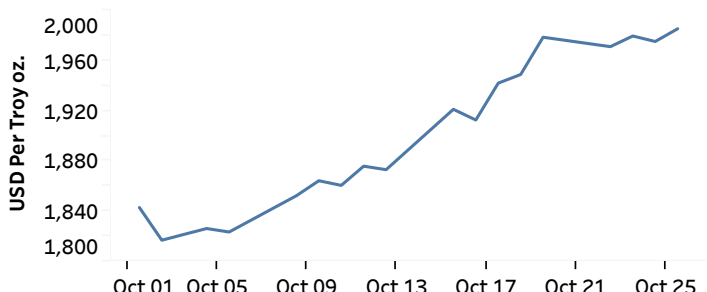
Indicative Rate of the USD/LKR Spot Exchange Rate



Source: Central Bank of Sri Lanka

Gold Price

24-Oct-23	25-Oct-23	26-Oct-23
USD 1,979.58	USD 1,975.19	USD 1,985.34

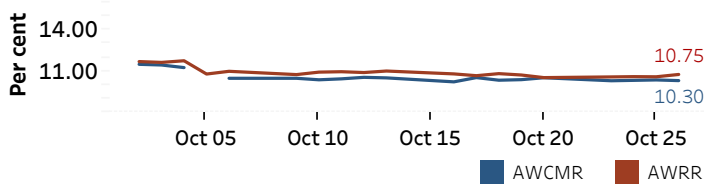


Source: Reuters

Money Market

Policy Rates: SDF Rate: 10.00% SLF Rate: 11.00% SRR: 2.00%

Overnight Money Market



Yield Rates of T-Bills

(per cent)

	Primary Market 25-Oct-23	Secondary Market 26-Oct-23 ^(a)
91 Day	16.10	16.11
182 Day	14.93	14.90
364 Day	13.02	13.02

Source: Central Bank of Sri Lanka

Overnight Liquidity (Rs. bn)	25-Oct-23	26-Oct-23
	-76.03	-68.63

Share Market

26-Oct-23

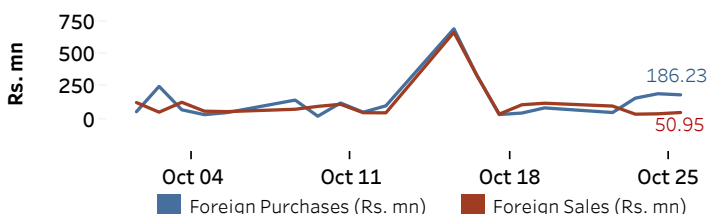
ASPI	▼	10,536.33
S&P SL20	▼	2,952.22

Daily Turnover

Rs.891.35 mn

Market Capitalisation	PE Ratio
Rs. 4,252.01 bn	10.96

Foreign Purchases and Sales

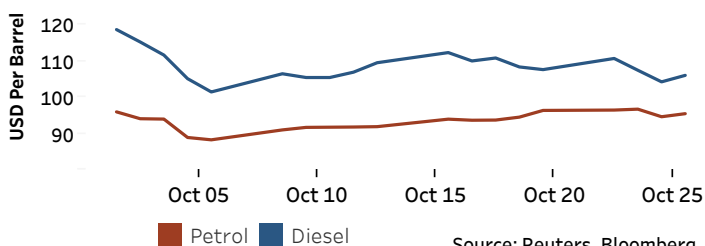


Source: Colombo Stock Exchange

Energy

Petroleum Products (USD per Barrel)

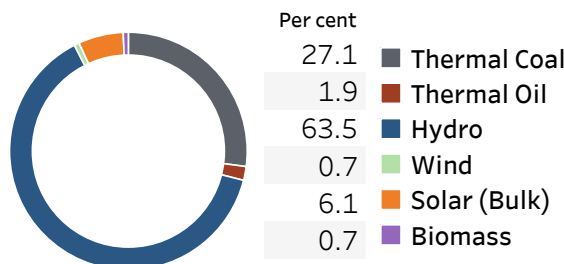
Crude Oil			Refined (Singapore Platts)		
27-Oct-23 ^(b)			26-Oct-23		
Brent	WTI	OPEC	Petrol	Diesel	Kerosene
88.49	83.66	91.29	95.50	106.12	112.03



Source: Reuters, Bloomberg

Electricity Generation

	25-Oct-23	26-Oct-23
Total Energy (GWh)	42.74	42.82
Peak Demand (MW)	2,080.60	2,095.20



Source: Ceylon Electricity Board

(a) Based on actual transactions above Rs. 50 mn reported up to 4.00 PM

(b) Updated at 8.00 AM

Published on 27-Oct-2023