

# Daily Economic Indicators 25 October 2023



Central Bank of Sri Lanka  
Statistics Department

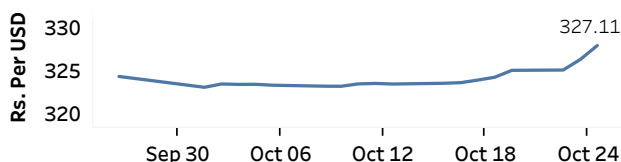
Real GDP Growth: 2023 Q2 -3.1%    NCPI Y-o-Y Change: September 0.8%    CCPI Y-o-Y Change: September 1.3%

## Exchange Rates

(Rs. Per Unit)

25-Oct-23	TT Buying	TT Selling
USD	321.7067	332.5650
GBP	390.5864	406.3063
EUR	339.7511	354.4490
JPY	2.1424	2.2306

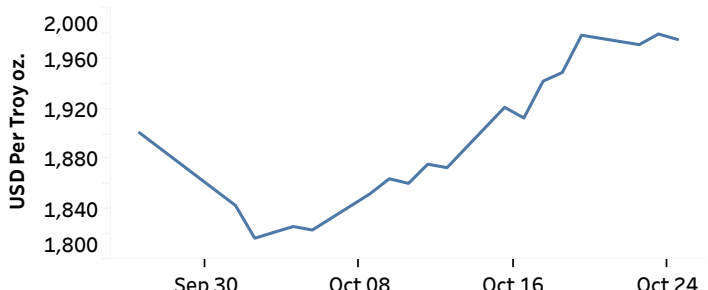
### Indicative Rate of the USD/LKR Spot Exchange Rate



Source: Central Bank of Sri Lanka

## Gold Price

23-Oct-23	24-Oct-23	25-Oct-23
USD 1,971.10	USD 1,979.58	USD 1,975.19

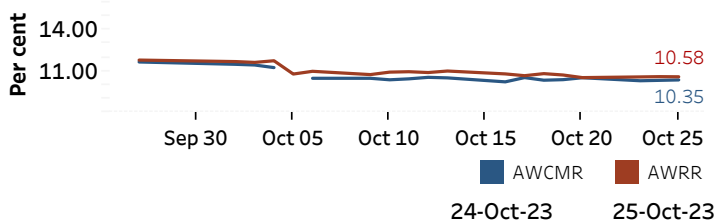


Source: Reuters

## Money Market

Policy Rates: SDF Rate: 10.00%    SLF Rate: 11.00%    SRR: 2.00%

### Overnight Money Market



### Yield Rates of T-Bills

(per cent)

	Primary Market 25-Oct-23	Secondary Market 25-Oct-23 <sup>(a)</sup>
91 Day	16.10	16.10
182 Day	14.93	14.94
364 Day	13.02	13.06

Source: Central Bank of Sri Lanka

Overnight Liquidity (Rs. bn)	24-Oct-23	25-Oct-23
	-69.90	-76.03

## Share Market

25-Oct-23

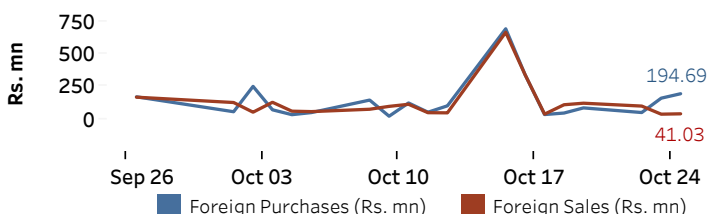
ASPI	▼	10,614.46
S&P SL20	▼	2,977.38

### Daily Turnover

Rs.920.31 mn

Market Capitalisation	PE Ratio
Rs. 4,285.38 bn	11.05

### Foreign Purchases and Sales

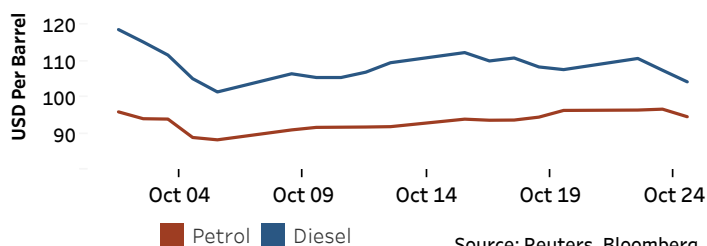


Source: Colombo Stock Exchange

## Energy

### Petroleum Products (USD per Barrel)

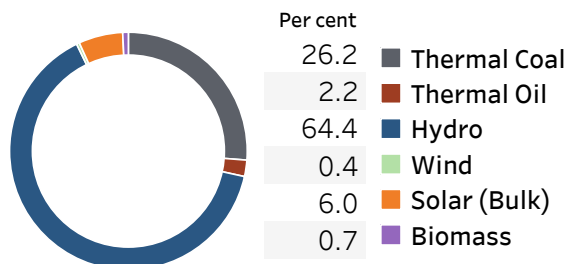
Crude Oil			Refined (Singapore Platts)		
26-Oct-23 <sup>(b)</sup>			25-Oct-23		
Brent	WTI	OPEC	Petrol	Diesel	Kerosene
90.04	85.37	91.29	94.65	104.32	110.00



Source: Reuters, Bloomberg

### Electricity Generation

	24-Oct-23	25-Oct-23
Total Energy (GWh)	42.54	42.74
Peak Demand (MW)	2,056.50	2,080.60



Source: Ceylon Electricity Board

(a) Based on actual transactions above Rs. 50 mn reported up to 4.00 PM

(b) Updated at 8.00 AM

Published on 26-Oct-2023