

Daily Economic Indicators 24 October 2023



Central Bank of Sri Lanka
Statistics Department

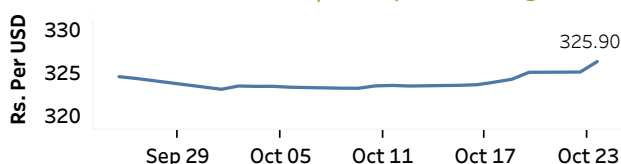
Real GDP Growth: 2023 Q2 -3.1% NCPI Y-o-Y Change: September 0.8% CCPI Y-o-Y Change: September 1.3%

Exchange Rates

(Rs. Per Unit)

24-Oct-23	TT Buying	TT Selling
USD	320.8134	331.3956
GBP	392.2095	408.1602
EUR	341.0656	356.0557
JPY	2.1370	2.2277

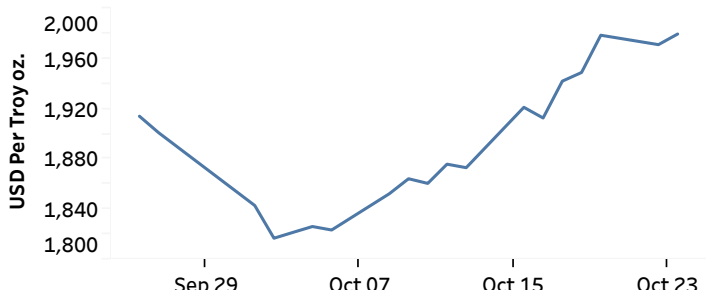
Indicative Rate of the USD/LKR Spot Exchange Rate



Source: Central Bank of Sri Lanka

Gold Price

20-Oct-23	23-Oct-23	24-Oct-23
USD 1,978.59	USD 1,971.10	USD 1,979.58

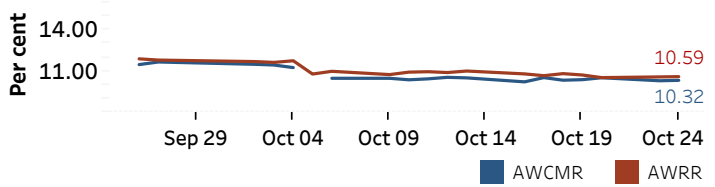


Source: Reuters

Money Market

Policy Rates: SDF Rate: 10.00% SLF Rate: 11.00% SRR: 2.00%

Overnight Money Market



Yield Rates of T-Bills

(per cent)

	Primary Market 18-Oct-23	Secondary Market 24-Oct-23 ^(a)
91 Day	16.30	15.85
182 Day	14.94	-
364 Day	13.02	-

Source: Central Bank of Sri Lanka

Overnight Liquidity (Rs. bn)	23-Oct-23	24-Oct-23
	-67.29	-69.90

Share Market

24-Oct-23

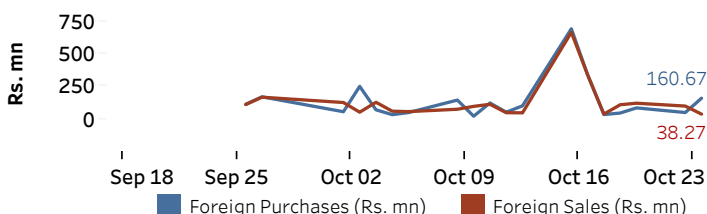
ASPI	▼	10,731.41
S&P SL20	▼	3,017.02

Daily Turnover

Rs.1,347.47 mn

Market Capitalisation	PE Ratio
Rs. 4,324.97 bn	11.15

Foreign Purchases and Sales

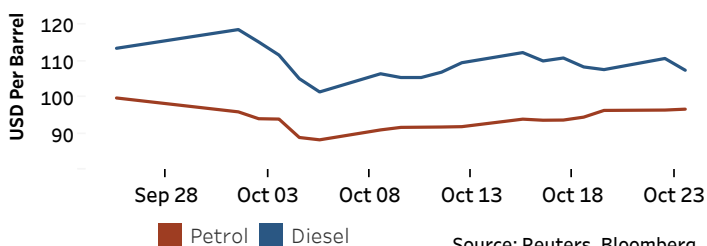


Source: Colombo Stock Exchange

Energy

Petroleum Products (USD per Barrel)

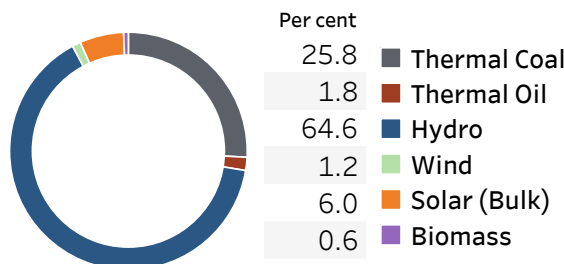
Crude Oil			Refined (Singapore Platts)		
25-Oct-23 ^(b)	23-Oct-23		24-Oct-23		
Brent	WTI	OPEC	Petrol	Diesel	Kerosene
87.98	83.56	94.29	96.75	107.53	112.57



Source: Reuters, Bloomberg

Electricity Generation

	23-Oct-23	24-Oct-23
Total Energy (GWh)	41.17	42.54
Peak Demand (MW)	2,051.60	2,056.50



Source: Ceylon Electricity Board

(a) Based on actual transactions above Rs. 50 mn reported up to 4.00 PM

(b) Updated at 8.00 AM

Published on 25-Oct-2023