

# Daily Economic Indicators 23 October 2023



Central Bank of Sri Lanka  
Statistics Department

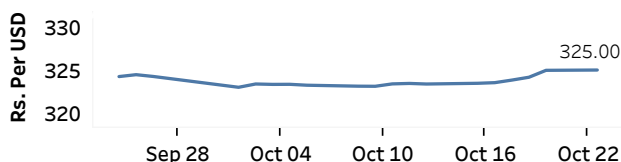
Real GDP Growth: 2023 Q2 -3.1%    NCPI Y-o-Y Change: September 0.8%    CCPI Y-o-Y Change: September 1.3%

## Exchange Rates

(Rs. Per Unit)

23-Oct-23	TT Buying	TT Selling
USD	320.3297	331.0050
GBP	388.0847	404.1356
EUR	337.2677	352.2671
JPY	2.1286	2.2202

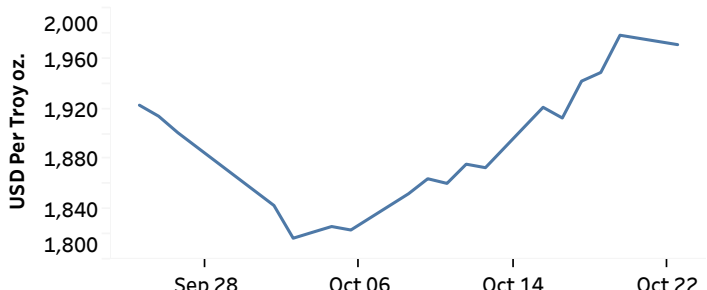
### Indicative Rate of the USD/LKR Spot Exchange Rate



Source: Central Bank of Sri Lanka

## Gold Price

19-Oct-23	20-Oct-23	23-Oct-23
USD 1,948.93	USD 1,978.59	USD 1,971.10

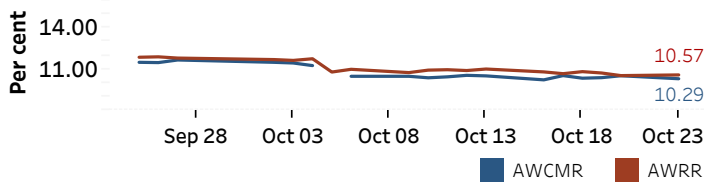


Source: Reuters

## Money Market

Policy Rates: SDF Rate: 10.00%    SLF Rate: 11.00%    SRR: 2.00%

### Overnight Money Market



### Yield Rates of T-Bills

(per cent)

	Primary Market 18-Oct-23	Secondary Market 23-Oct-23 <sup>(a)</sup>
91 Day	16.30	15.95
182 Day	14.94	14.70
364 Day	13.02	-

Source: Central Bank of Sri Lanka

Overnight Liquidity (Rs. bn)	20-Oct-23	23-Oct-23
	107.03	-67.29

## Share Market

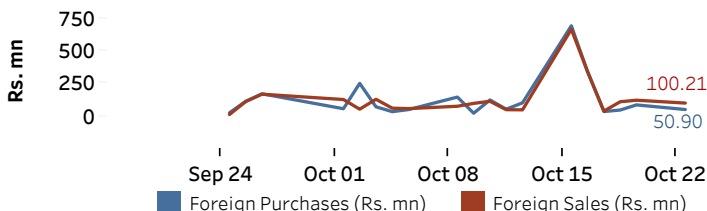
23-Oct-23

ASPI	▲	10,862.11
S&P SL20	▲	3,055.80

### Daily Turnover

Rs.1,066.10 mn

Market Capitalisation	PE Ratio
Rs. 4,369.08 bn	11.26

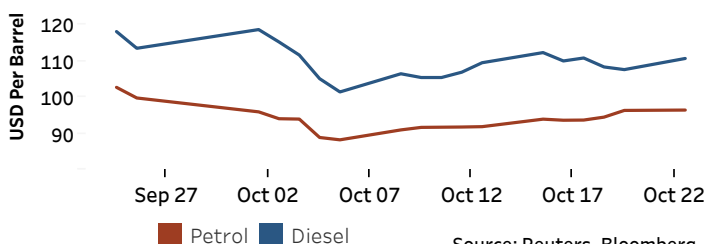


Source: Colombo Stock Exchange

## Energy

### Petroleum Products (USD per Barrel)

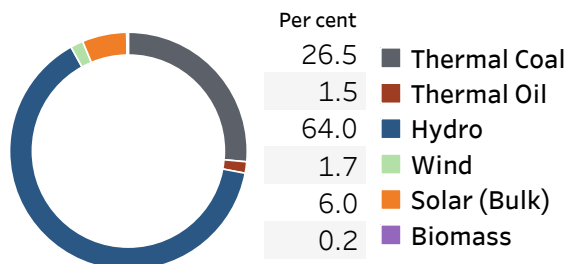
Crude Oil			Refined (Singapore Platts)		
24-Oct-23 <sup>(b)</sup>	20-Oct-23	OPEC	Petrol	Diesel	Kerosene
Brent	WTI	95.72	96.50	110.80	115.78
90.21	85.87				



Source: Reuters, Bloomberg

### Electricity Generation

	22-Oct-23	23-Oct-23
Total Energy (GWh)	35.29	41.17
Peak Demand (MW)	1,800.80	2,051.60



Source: Ceylon Electricity Board

(a) Based on actual transactions above Rs. 50 mn reported up to 4.00 PM

(b) Updated at 8.00 AM

Published on 24-Oct-2023